


Angetriebene Werkzeuge

Power-driven tools / Outils entraînés

Katalog Nr.
Catalogue No. | Numéro de catalogue

51

WENDELtools
TECHNOLOGY YOU CAN TRUST



QUALITY MADE IN GERMANY

www.wendel-tools.de

Willkommen in unserem innovativen Unternehmen


Welcome to our innovative company | Bienvenue dans notre entreprise innovante



Unsere Produkte erfüllen auch höchste Erwartungen



Was nutzt die beste Maschine, wenn das Werkzeug nicht mithalten kann?



Wir sind stolz darauf, unseren Kunden Werkzeugtechnologie mit bemerkenswert geringen Toleranzen bieten zu können.

Hochpräzise, angetriebene Werkzeuge, Präzisionswerkzeuge, Werkzeugsysteme und Mehrspindelköpfe für Drehzentren und Bearbeitungszentren. Ob mit oder ohne Antrieb, ob als Standardausführung oder als Sonderanfertigung.

Und damit es erst gar nicht hart auf hart kommt, werden bei uns ein Großteil der Werkzeuge in unserer eigenen Härterei einsatzgehärtet.


Hochwertige, robuste Werkzeug-Garanten für lange Werkzeugstandzeiten und eine exakte Produktion. Auf der ganzen Welt arbeiten anspruchsvolle Unternehmen mit den Qualitätswerkzeugen von **WENDELtools**.



Über 50 Jahre Erfahrung

Kurze Produktionszeiten


Passgenau & individuell




WENDELtools
TECHNOLOGY YOU CAN TRUST

Willkommen in unserem innovativen Unternehmen

Welcome to our innovative company | Bienvenue dans notre entreprise innovante



Our Products also fulfill  the highest expectations

What good is the best machine
if the tool can't keep up?

We are proud of the fact that we can offer our customers tool technology with remarkably small tolerances.

High precision power-driven tools, precision tools, tool systems and multi-spindle heads for lathe centers and machining centers. With or without power drive, whether as standard execution or special production. And to see that the going

never gets tough, a large portion of our tools are application-hardened in our own hardening shop.

High quality, robust tool guarantors for long tool life and precise production.

Throughout the world, demanding businesses work with quality tools by **WENDELtools**.

Nos produits répondent aussi  aux attentes les plus exigeantes

À quoi bon avoir la meilleure machine
si l'outillage ne suit pas?

Nous sommes fiers de pouvoir offrir à nos clients une technologie d'outillage de tolérance remarquablement faible.

Outils électriques haute précision, outils de précision, systèmes d'outils et têtes multibroches pour tours et centres d'usinage. Électriques ou non, de réalisation standard ou sur-mesure.

Et pour être sûr que les choses ne se gâtent pas, une grande partie de nos outils sont endurcis dans nos propres ateliers de trempe.

Garants d'outils de haute qualité et robustes pour des outils qui durent et une production précise. Partout dans le monde, les entreprises exigeantes travaillent avec des outils de qualité fabriqués par **WENDELtools**.

More than 50 years of experience

Short production times

Custom-fit & individual

Plus de 50 années d'expérience

Courts délais de production

Sur-mesure & individualisés

Kundendaten | Customer Information

Kunde / Firma:
Customer Company: _____

Ansprechpartner:
Contact person: _____

E-Mail:
Email: _____

Datum:
Date: _____

Adresse:
Address: _____

Telefon:
Phone: _____

AD-Mitarbeiter:
Sales representative: _____

Maschinen-Grunddaten | Machine basic data


Maschinenhersteller / Typ:
Machinery manufacturer: _____

Drehzahl Revolverspindel (n):
Number of revolutions turret spindle: _____

Revolverhersteller / Typ:
Turret manufacturer: _____

Drehmoment Revolverspindel (T):
Torque turret spindle: _____

Revolvertyp:
Turret type:



Sternrevolver Scheibenrevolver
Star turret Disk turret

Revolveraufnahme:
Turret dimensions:

VDI: z.B. | e.g. 25; 30; 40 ...

BMT: z.B. | e.g. 40; 55; 60 ...

CDI: z.B. | e.g. 60; 68; 80 ...






Sonstiges:
Other: _____

Antriebstyp:
Drive type: _____

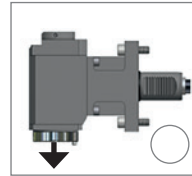
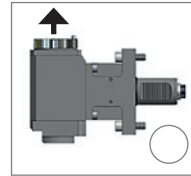

z.B. | e.g. DIN 1809; DIN 5480; DIN 5482

Zeichnung im Anhang:
Drawing in the appendix:

Werkzeugtyp | Tool type

Axial: Axial: 	Desaxial: Desaxial: 	Radial: Radial: 
Radial zurückgesetzt: Radial setback: 	Schwenkkopf: Swivel head: 	Radial zweifach: Radial double: 

Spindelrichtung | Spindle direction

Rechtes Werkzeug: Right tool: 	Linkes Werkzeug: Left tool: 	Doppelfverzahnung: Double toothing: 
--	---	---

Werkzeugaufnahme | Tool holder

	Größe Size		Größe Size
Spannzange Collet:	<input type="text"/>	HSK:	<input type="text"/>
HW:	<input type="text"/>	Hydrodehn:	<input type="text"/>
Capto:	<input type="text"/>	Weldon:	<input type="text"/>
Fräsdorn Arbor:	<input type="text"/>	Sonstiges Other:	_____

Übersetzungsverhältnis | Transmission ratio

n1 : n2 = :

Kühlmittelzufuhr | Coolant supply

Nein | No: Extern | External: Intern | Internal: Druck | Pressure: bar

Angaben zur Bearbeitung | Notes for the application

Bohren Drill: <input type="radio"/>	Fräsen Mill: <input type="radio"/> schlichten finishing <input type="radio"/> schrappen roughing	Gewindeschneiden Threading: <input type="radio"/>
Werkzeug-Ø Tool Ø: <input type="text"/>	Werkzeug-Ø Tool Ø: <input type="text"/>	Werkzeug-Ø Tool Ø: <input type="text"/>

Maße Axial und Desaxiale Werkzeuge | Dimensions axial and desaxial tools

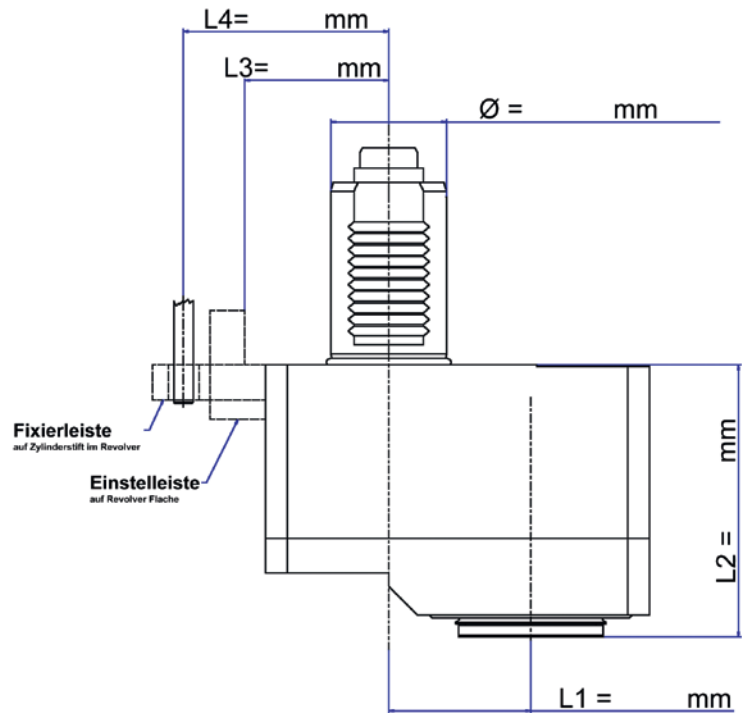
Werkzeugdaten:

Tool data:

Drehzahl n max.: _____ 1/min
RPM:

Drehmoment T max.: _____ Nm
Torque:

Notizen:
Notes:



Maße Radiale Werkzeuge | Dimensions radial tools

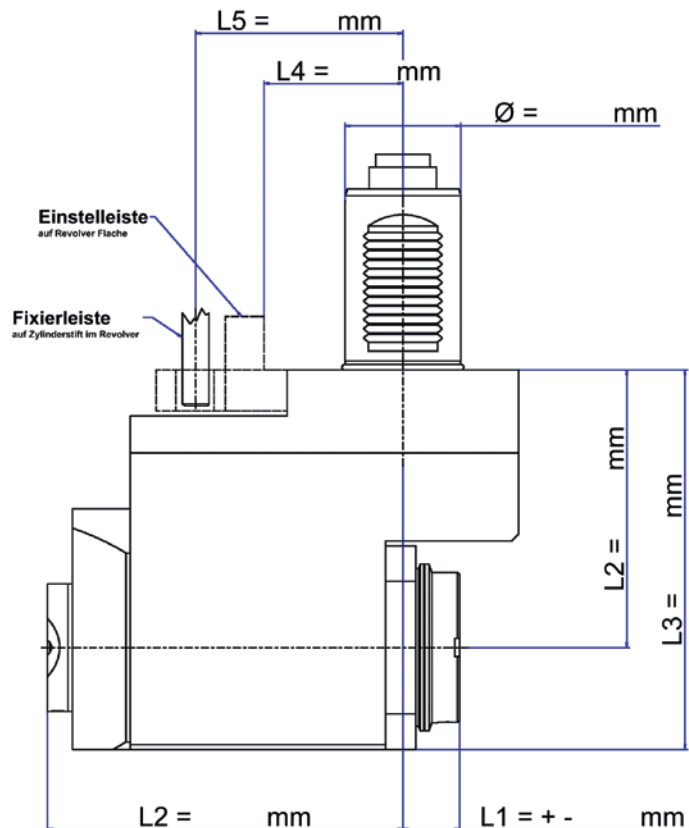
Werkzeugdaten:

Tool data:

Drehzahl n max.: _____ 1/min
RPM:

Drehmoment T max.: _____ Nm
Torque:

Notizen:
Notes:



Kundendaten | Customer Information

Kunde / Firma:
Customer Company: _____

Ansprechpartner:
Contact person: _____

E-Mail:
Email: _____

Datum:
Date: _____

Adresse:
Address: _____

Telefon:
Phone: _____

AD-Mitarbeiter:
Sales representative: _____

Maschinen-Grunddaten | Machine basic data

Maschinenhersteller / Typ:
Machinery manufacturer: _____

Drehzahl Spindel (n):
Number of revolutions spindle: _____

Modell / Seriennummer:
Model / serial number: _____

Drehmoment Spindel (T):
Torque spindle: _____

Grundvoraussetzung für das Anbringen eines Winkelfräs-Werkzeuges ist eine Drehmomentstütze, die fest an der Maschine angebracht sein muss. Diese verhindert das Mitdrehen des Werkzeuges und definiert gleichzeitig die Position.

Zeichnung Maschinenspindel im Anhang: *Sketch of machine spindle attached:*

Zeichnung Drehmomentstütze im Anhang: *Sketch of torque support attached:*

Spindelaufnahme: SK: z.B. | e.g. 30; 40; 50 ... CAPTO: z.B. | e.g. C5; C6
Spindle intake:

HSK: z.B. | e.g. 50; 63; 100 ... Sonstiges: _____
Other



Werkzeugeinwechslung – Situation | Tool change – situation

automatisch über: <i>automatically via:</i>	automatisch über: <i>automatically via:</i>	manuell von: <i>manually:</i>
Pickup-Station: <i>Pickup station:</i> <input type="checkbox"/>	Werkzeugmagazin: <i>Tool magazine:</i> <input type="checkbox"/>	Hand: <i>by hand:</i> <input type="checkbox"/>

Werkzeugaufnahme | Tool holder

Spannzange <i>Collet:</i>	Größe <i>Size:</i> <input type="text"/>	HW:	Größe <i>Size:</i> <input type="text"/>	CAPTO	Größe <i>Size:</i> <input type="text"/>
Fräsdorn <i>Arbor:</i>	<input type="text"/>	HSK:	<input type="text"/>	Sonstiges <i>Other:</i>	<input type="text"/>

Kühlmittelübernahme (Maschine) | Coolant transfer

Externe Zuleitung über Verschraubung: *External supply:*

durch Drehmomentstütze: *via torque supply:*

durch Maschinenspindel: *via machine spindle:*

Übersetzungsverhältnis | Transmission ratio

n1 : n2 = :

Kühlmittelzufuhr | Coolant supply

Nein | *No:* Extern | *External:* Intern | *Internal:* Druck | *Pressure:* bar

Angaben zur Bearbeitung | Notes for the application

Bohren <i>Drill:</i> <input type="checkbox"/>	Fräsen <i>Mill:</i> <input type="checkbox"/> schlichten <i>finishing</i> <input type="checkbox"/> schrappen <i>roughing</i>	Gewindeschneiden <i>Threading:</i> <input type="checkbox"/>
Werkzeug-Ø <i>Tool Ø:</i> <input type="text"/>	Werkzeug-Ø <i>Tool Ø:</i> <input type="text"/>	Werkzeug-Ø <i>Tool Ø:</i> <input type="text"/>

Maße Winkel-Fräbköpfe – BAZ | Dimensions angle milling head – BAZ

Werkzeugdaten:

Tool data:

Drehzahl n max.: _____ 1/min
RPM:

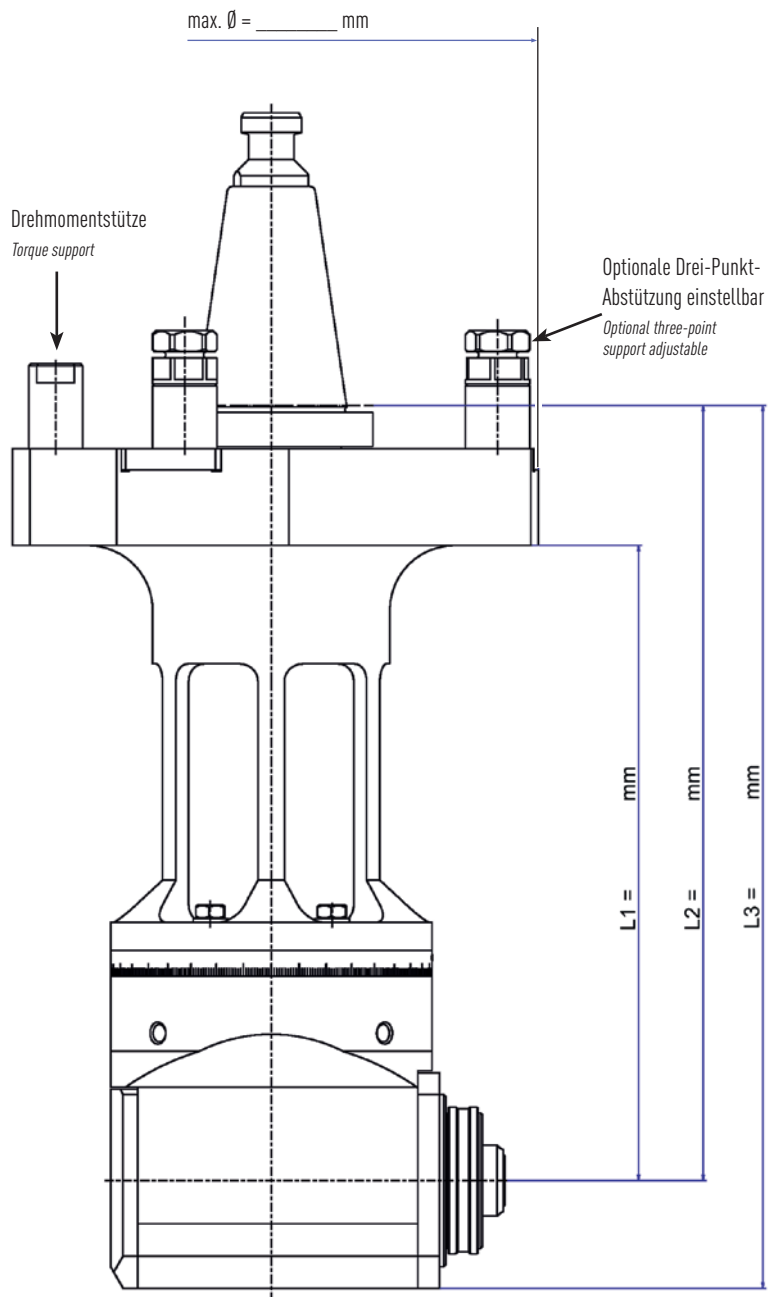
Drehmoment T max.: _____ Nm
Torque:


Kippmoment max.: _____ Nm
Tilting moment:


Gewicht max.: _____ kg
Weight:


Notizen:

Notes:



	DIN5480	3.0	1
	DIN5482	11.0	2
	Index	19.0	3
	Mori Seiki NL - Serie	25.0	4
	DIN 1809	31.0	5
	Haas	37.0	6
	Okuma	41.0	7
	Doosan	47.0	8
	EMAG BMT	51.0	9
	Zubehör	55.0	10





DIN5480

Axial | Radial | Desaxial | Radial zurückgesetzt | Winkelverstellbar

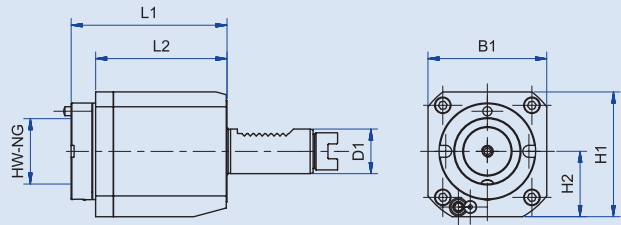
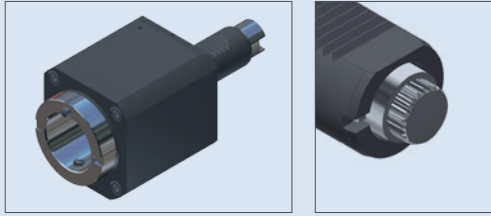
Axial | Radial | Desaxial | Radial reset | Angle adjustable

Axial / Radial / Désaxial / Radial remis à zéro / Angle réglable

DIN5480 Axial- Bohr- und Fräskopf

DIN5480 Axial drilling and milling head | DIN5480 Tête de perçage-fraisage axial

HW-Wechselsystem | HW changing system | HW système de changement

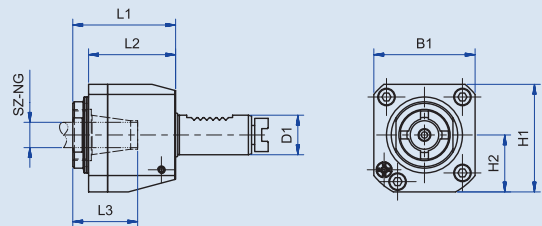



D1	Antriebs Typ Drive type Type d'entraînement	HW NG	B1	H1	H2	L1	L2	n max. min-1	T max. Nm	Übersetzung Gear ratio Ratio d'engrenage	Kühlmittel Coolant Liquide de refroidissement	Bestell-Nr. Order No. No. de commande
25	5480 - W14x0,8	34	70	70	35	85	70,5	6000	16	1 : 1	IK - 80bar	280.025.34.555
30	5480 - W16x0,8	44	80	84	44	105	90,5	6000	30	1 : 1	IK - 80bar	280.030.44.555
40	5480 - W20x0,8	44	80	84	44	105	90,5	6000	50	1 : 1	IK - 80bar	280.040.44.555
50	5480 - W24x1,25	44	96	102	54	105	91	6000	100	1 : 1	IK - 80bar	280.050.44.555
50	5480 - W24x1,25	60	110	110	55	115	98,5	6000	100	1 : 1	IK - 80bar	280.050.60.555



ab Seite 55.0

Spannzange | Collet | Pince de serrage

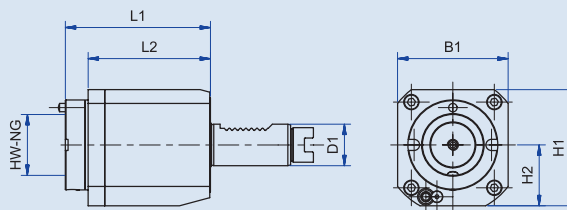
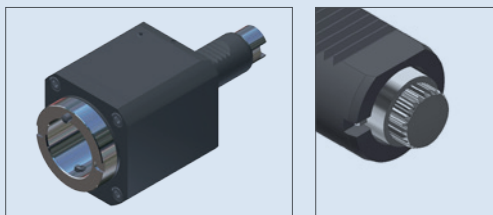


D1	Antriebs Typ Drive type Type d'entraînement	SZ NG	B1	H1	H2	L1	L2	L3	n max. min-1	T max. Nm	Übersetzung Gear ratio Ratio d'engrenage	Kühlmittel Coolant Liquide de refroidissement	Bestell-Nr. Order No. No. de commande
25	5480 - W14x0,8	ER25	64	68	36	75	65	41	6000	16	1 : 1	EK	221.025.16.551
25	5480 - W14x0,8	ER25	64	68	36	75	65	41	6000	16	1 : 1	IK - 80bar	221.025.16.556
30	5480 - W16x0,8	ER16	Ø90	-	-	92	84	35	20000	7	1 : 5,07	EK	221.030.10.554
30	5480 - W16x0,8	ER25	70	75	40	70	59,5	42,5	6000	30	1 : 1	EK	221.030.16.551
30	5480 - W16x0,8	ER25	70	75	40	70	59,5	42,5	6000	30	1 : 1	IK - 80bar	221.030.16.556
40	5480 - W20x0,8	ER32	70	73	38	80	59,5	52	6000	50	1 : 1	EK	221.040.20.551
40	5480 - W20x0,8	ER32	70	73	38	80	59,5	52	6000	50	1 : 1	IK - 20bar	221.040.20.556
50	5480 - W24x1,25	ER32	96	102	54	85	76	52	6000	120	1 : 1	IK - 80bar	221.050.20.556

DIN5480 Axial- Bohr- und Fräskopf

DIN5480 Axial drilling and milling head | DIN5480 Tête de perçage-fraisage axial

Polygon | Polygon | Polygone

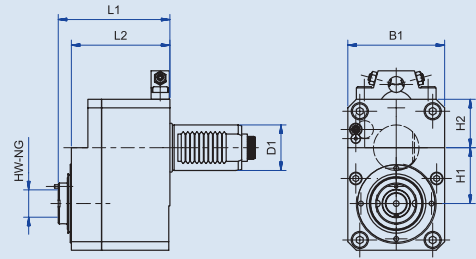



D1	Antriebs Typ Drive type Type d'entraînement	Polygon	B1	H1	H2	L1	L2	n max. min-1	T max. Nm	Übersetzung Gear ratio Ratio d'engrenage	Kühlmittel Coolant Liquide de refroidissement	Bestell-Nr. Order No. No. de commande
30	5480 - W16x0,8	C3	64	72,5	38,5	55	59,5	8000	30	1 : 1	EK	273.030.10.551
30	5480 - W16x0,8	C3	64	72,5	38,5	78	82,5	8000	25	1 : 1	IK - 50bar	273.030.10.556
40	5480 - W20x0,8	C4	76	82,5	42,5	60	65,5	6000	50	1 : 1	EK	274.040.10.551
40	5480 - W20x0,8	C4	76	82,5	42,5	75	80,5	6000	50	1 : 1	IK - 50bar	274.040.10.556
50	5480 - W24 x 1,25	C5	88	98	50	75	80,5	4500	100	1 : 1	EK	275.050.10.551
50	5480 - W24 x 1,25	C5	88	98	50	88	93,5	4500	100	1 : 1	IK - 50bar	275.050.10.556

DIN5480 Desaxial- Bohr- und Fräskopf

DIN5480 Desaxial drilling and milling head | DIN5480 Tête de perçage-fraisage désaxial

HW-Wechselsystem | HW changing system | HW système de changement

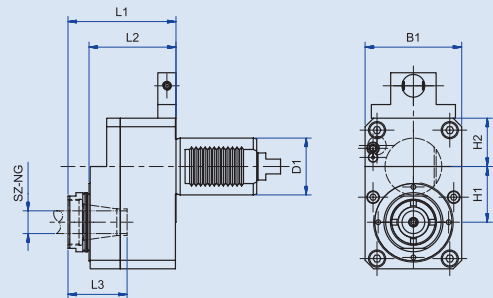



D1	Antriebs Typ Drive type Type d'entraînement	R / L	HW	B1	H1	H2	L1	L2	n max. min-1	T max. Nm	Übersetzung Gear ratio Ratio d'engrenage	Kühlmittel Coolant Liquide de refroidissement	Bestell-Nr. Order No. No. de commande
30	5480 - W16x0,8	R	24	85	49	48	102	90,5	10000	17	1 : 3	IK-80bar	280.530-A7570
40	5480 - W20x0,8	R	24	85	49	42,5	98	86,5	10000	16	1 : 3	IK-80bar	280.540-A6790
40	5480 - W20x0,8	R	24	85	49	42,5	98	86,5	9600	28	1 : 1,6	IK-80bar	280.540-A7286



ab Seite 55.0

Spannzange | Collet | Pince de serrage

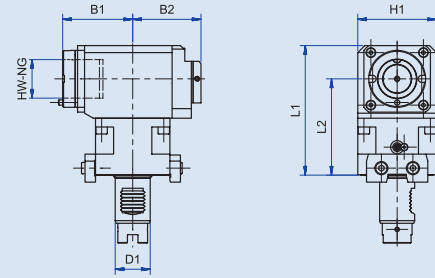



D1	Antriebs Typ Drive type Type d'entraînement	R / L	SZ NG	B1	H1	H2	L1	L2	L3	n max. min-1	T max. Nm	Übersetzung Gear ratio Ratio d'engrenage	Kühlmittel Coolant Liquide de refroidissement	Bestell-Nr. Order No. No. de commande
30	5480 - W16x0,8	R	ER25	85	49	42,5	90	76	45	9600	20	1 : 1,6	EK	221.530.16.552
30	5480 - W16x0,8	L	ER25	85	49	42,5	90	76	45	9600	20	1 : 1,6	EK	221.530.16.553
30	5480 - W16x0,8	R	ER25	85	49	42,5	90	76	45	6000	67	2,5 : 1	EK	221.530.16.554
30	5480 - W16x0,8	L	ER25	85	49	42,5	90	76	45	6000	67	2,5 : 1	EK	221.530.16.555
40	5480 - W20x0,8	R	ER25	85	49	42,5	90	76	45	9600	20	1 : 1,6	EK	221.540.16.552
40	5480 - W20x0,8	L	ER25	85	49	42,5	90	76	45	9600	20	1 : 1,6	EK	221.540.16.553
40	5480 - W20x0,8	R	ER25	85	49	42,5	90	76	45	6000	67	2,5 : 1	EK	221.540.16.554
40	5480 - W20x0,8	L	ER25	85	49	42,5	90	76	45	6000	67	2,5 : 1	EK	221.540.16.555

DIN5480 Radial- Bohr- und Fräskopf

DIN5480 Radial drilling and milling head | DIN5480 Tête de perçage-fraisage radial

HW-Wechselsystem | HW changing system | HW système de changement

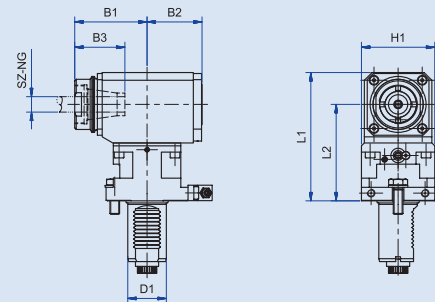



D1	Antriebs Typ Drive type Type d'entraînement	R / L	HW NG	B1	B2	H1	L1	L2	n max. min-1	T max. Nm	Übersetzung Gear ratio Ratio d'engrenage	Kühlmittel Coolant Liquide de refroidissement	Bestell-Nr. Order No. No. de commande
30	5480 - W16x0,8	R / L	34	85	77	90	133	100	6000	54	1 : 1	IK	280.230-A5852
30	5480 - W16x0,8	R / L	44	80	78	90	138	100	6000	54	1 : 1	IK	280.230-A6237
40	5480 - W20x0,8	R / L	34	80	77	90	153	120	6000	54	1 : 1	IK	280.240.34.5762
40	5480 - W20x0,8	R / L	44	80	78	90	158	120	6000	65	1,5 : 1	IK	280.240.44.5782
40	5480 - W20x0,8	R / L	44	92	75	88	164	120	6000	100	1 : 1	EK	280.240.44.5712
40	5480 - W20x0,8	R / L	44	92	86	88	164	120	6000	100	1 : 1	IK	280.240.44.5762
50	5480 - W24x1,25	R / L	44	92	86	88	164	120	6000	100	2 : 1	IK	280.250.44.5782
50	5480 - W24x1,25	R / L	60	105	75	110	173	120	6000	100	1 : 1	EK	280.250.60.5712
50	5480 - W24x1,25	R / L	60	105	75	110	173	120	6000	100	2 : 1	EK	280.250.60.5732
50	5480 - W24x1,25	R / L	60	105	86	110	173	120	6000	100	1 : 1	IK	280.250.60.5762
50	5480 - W24x1,25	R / L	60	105	86	110	173	120	6000	100	2 : 1	IK	280.250.60.5782



ab Seite 55.0

Spannzange | Collet | Pince de serrage

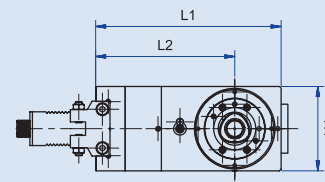
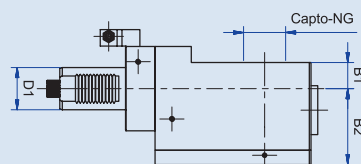
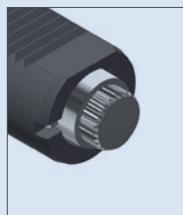
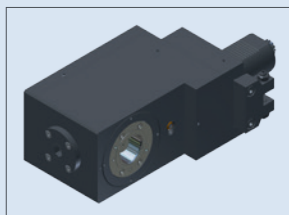


D1	Antriebs Typ Drive type Type d'entraînement	R / L	SZ NG	B1	B2	B3	H1	L1	L2	n max. min-1	T max. Nm	Übersetzung Gear ratio Ratio d'engrenage	Kühlmittel Coolant Liquide de refroidissement	Bestell-Nr. Order No. No. de commande
25	5480 - W14x0,8	R / L	ER25	64	41,5	42	62	103	75	6000	22	1 : 1	EK	221.225.16.5512
25	5480 - W14x0,8	R / L	ER25	64	42	42	62	103	75	6000	22	2 : 1	EK	221.225.16.5532
25	5480 - W14x0,8	R / L	ER25	64	49	42	62	103	75	6000	22	1 : 1	IK	221.225.16.5562
25	5480 - W14x0,8	R / L	ER25	64	48,5	42	62	103	75	6000	22	2 : 1	IK	221.225.16.5582
30	5480 - W16x0,8	R	ER25	68	57	50	70	133	100	6000	30	1 : 1	EK	221.230.16.561
30	5480 - W16x0,8	R	ER25	68	57	50	70	133	100	6000	30	2 : 1	EK	221.230.16.563
30	5480 - W16x0,8	R	ER25	68	64	50	70	133	100	6000	30	1 : 1	IK	221.230.16.566
30	5480 - W16x0,8	R	ER25	68	64	50	70	133	100	6000	30	2 : 1	IK	221.230.16.568
40	5480 - W20x0,8	R / L	ER32	75	57	52	76	153	120	4000	30	1 : 1	EK	221.240.20.5712
40	5480 - W20x0,8	R / L	ER32	75	57	52	76	153	120	4000	40	2 : 1	EK	221.240.20.5732
40	5480 - W20x0,8	R / L	ER32	75	64	52	76	153	120	4000	30	1 : 1	IK	221.240.20.5762
40	5480 - W20x0,8	R / L	ER32	75	64	52	76	153	120	4000	40	2 : 1	IK	221.240.20.5782

DIN5480 Radial- Bohr- und Fräskopf

DIN5480 Radial drilling and milling head | DIN5480 Tête de perçage-fraisage radial

Polygon | Polygon | Polygone

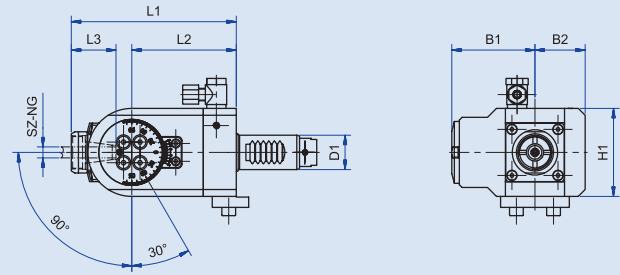



D1	Antriebs Typ Drive type Type d'entraînement	R / L	Polygon	B1	B2	H1	L1	L2	n max. min-1	T max. Nm	Übersetzung Gear ratio Ratio d'engrenage	Kühlmittel Coolant Liquide de refroidissement	Bestell-Nr. Order No. No. de commande
30	5480 - W16x0,8	R	C3	42	44	64	131	100	8000	30	1 : 1	EK	273.230.10.561
30	5480 - W16x0,8	R	C3	42	44	64	131	100	8000	30	1 : 1	IK	273.230.10.566
30	5480 - W16x0,8	R	C3	42	44	64	111	80	8000	30	1 : 1	EK	273.230.10.571
30	5480 - W16x0,8	R	C3	42	44	64	111	80	8000	30	1 : 1	IK	273.230.10.576
30	5480 - W16x0,8	R	C3	42	44	64	93,5	55	8000	30	1 : 1	EK	273.230.10.581
30	5480 - W16x0,8	R	C3	42	44	64	93,5	55	8000	30	1 : 1	IK	273.230.10.586
40	5480 - W20x0,8	R	C4	52	54	76	158	120	6000	70	1 : 1	EK	274.240.10.571
40	5480 - W20x0,8	R	C4	52	54	76	158	120	6000	70	1 : 1	IK	274.240.10.576
40	5480 - W20x0,8	R	C4	52	54	76	138	100	6000	70	1 : 1	EK	274.240.10.561
40	5480 - W20x0,8	R	C4	52	54	76	138	100	6000	70	1 : 1	IK	274.240.10.566
40	5480 - W20x0,8	R	C4	52	54	76	103	65	6000	70	1 : 1	EK	274.240.10.551
40	5480 - W20x0,8	R	C4	52	54	76	103	65	6000	70	1 : 1	IK	274.240.10.556


DIN5480 Schwenkbarer Bohr- und Fräskopf



DIN5480 Swivel drilling and milling head | DIN5480 Tête de perçage-fraisage pivotante

Spannzange | Collet | Pince de serrage



D1	Antriebs Typ Drive type Type d'entraînement	R / L	SZ NG	B1	B2	H1	L1	L2	L3	n max. min-1	T max. Nm	Übersetzung Gear ratio Ratio d'engrenage	Kühlmittel Coolant Liquide de refroidissement	Bestell-Nr. Order No. No. de commande
25	5480 - W14x0,8	R	ER16	35	35	82	65	49	30	6000	8	1 : 2	EK	221.625.10.553
30	5480 - W16x0,8	R	ER16	35	35	82	65	49	30	6000	8	1 : 2	EK	221.630.10.563
30	5481 - W16x0,8	R	ER16	35	35	82	85	49	30	6000	8	1 : 2	EK	221.630.10.564
40	5480 - W20x0,8	R	ER16	42,5	42,5	76	65	49	30	3000	8	1 : 2	EK	221.640.10.563
40	5480 - W20x0,8	R	ER16	42,5	42,5	76	100	49	30	3000	8	1 : 2	EK	221.640.10.564
40	5480 - W20x0,8	R	ER25	42,5	42,5	76	75	64	42	4500	32	1 : 1	EK	221.640.16.563





DIN5482

Axial | Radial | Desaxial | Radial zurückgesetzt | Winkelverstellbar

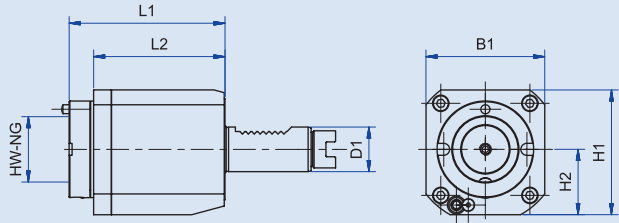
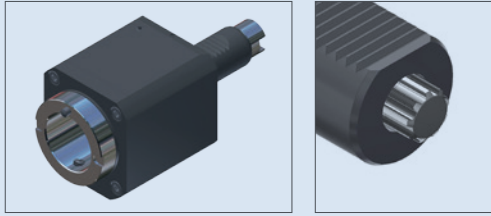
Axial | Radial | Desaxial | Radial reset | Angle adjustable

Axial / Radial / Désaxial / Radial remis à zéro / Angle réglable

DIN5482 Axial- Bohr- und Fräskopf

DIN5482 Axial drilling and milling head | DIN5482 Tête de perçage-fraisage axial

HW-Wechselsystem | HW changing system | HW système de changement

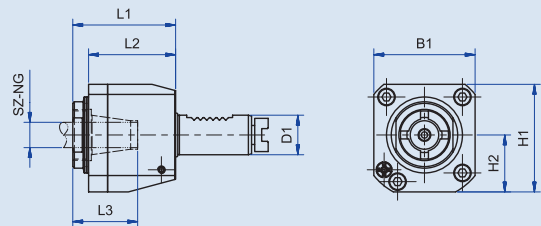



D1	Antriebs Typ Drive type Type d'entraînement	HW NG	B1	H1	H2	L1	L2	n max. min-1	T max. Nm	Übersetzung Gear ratio Ratio d'engrenage	Kühlmittel Coolant Liquide de refroidissement	Bestell-Nr. Order No. No. de commande
30	5482 - B15x12	34	80	84	44	105	88,5	6000	30	1 : 1	IK	280.030.34.155
40	5482 - B17x14	44	80	84	44	105	88,5	6000	50	1 : 1	EK	280.040.44.150
40	5482 - B17x14	44	80	84	44	80	62,5	6000	50	1 : 1	IK	280.040.44.156
50	5482 - B20x17	44	80	84	44	105	88,5	6000	100	1 : 1	IK	280.050.44.155
50	5482 - B20x17	34	80	84	44	95	79	6000	50	1 : 1	IK	280.050.34.156
60	5482 - B25x22	44	88	102	54	110	95,5	6000	120	1 : 1	EK	280.060.44.151
60	5482 - B25x22	44	88	102	54	110	95,5	6000	120	1 : 1	IK	280.060.44.156



ab Seite 55.0

Spannzange | Collet | Pince de serrage

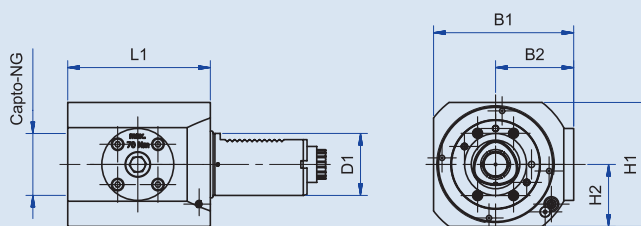
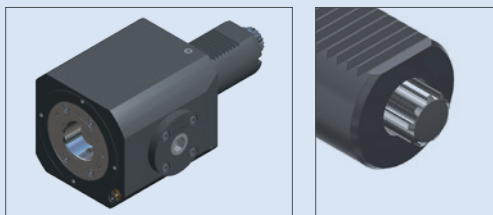


D1	Antriebs Typ Drive type Type d'entraînement	SZ NG	B1	H1	H2	L1	L2	L3	n max. min-1	T max. Nm	Übersetzung Gear ratio Ratio d'engrenage	Kühlmittel Coolant Liquide de refroidissement	Bestell-Nr. Order No. No. de commande
30	5482 - B15x12	ER25	70	73	38	74	56	42	5000	25	1 : 1	EK	221.030.16.151
30	5482 - B15x12	ER25	70	73	38	74	56	42	5000	25	1 : 1	IK	221.030.16.156
40	5482 - B17x14	ER32	80	84	44	88	79	50	4000	50	1 : 1	EK	221.040.20.151
40	5482 - B17x14	ER32	80	84	44	88	79	50	4000	50	1 : 1	IK	221.040.20.156
40	5482 - B17x14	ER32	80	84	44	88	79	50	4000	120	1 : 1	EK	221.040.20.161
40	5482 - B17x14	ER32	80	84	44	88	79	50	4000	120	1 : 1	IK	221.040.20.166
50	5482 - B25x22	ER32	80	84	44	88	79	50	4000	120	1 : 1	EK	221.050.20.151
50	5482 - B25x22	Er32	80	84	44	88	79	50	4000	120	1 : 1	Ik	221.050.20.156

DIN5482 Axial- Bohr- und Fräskopf

DIN5482 Axial drilling and milling head | DIN5482 Tête de perçage-fraisage axial

Polygon | Polygon | Polygone

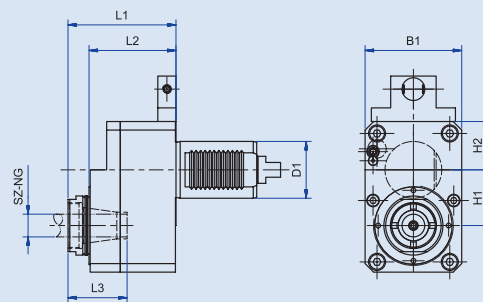



D1	Antriebs Typ Drive type Type d'entraînement	Polygon	B1	H1	H2	L1	L2	n max. min-1	T max. Nm	Übersetzung Gear ratio Ratio d'engrenage	Kühlmittel Coolant Liquide de refroidissement	Bestell-Nr. Order No. No. de commande
30	5482 - B15x12	C3	64	72,5	38,5	55	59,5	8000	30	1 : 1	EK	273.030.10.151
30	5482 - B15x12	C3	64	72,5	38,5	78	82,5	8000	30	1 : 1	IK	273.030.10.156
40	5482 - B17x14	C4	76	82,5	42,5	60	65,5	6000	50	1 : 1	EK	274.040.10.151
40	5482 - B17x14	C4	76	82,5	42,5	75	80,5	6000	50	1 : 1	IK	274.040.10.156
50	5482 - B25x22	C5	88	98	50	75	80,5	4500	100	1 : 1	EK	274.050.10.151
50	5482 - B25x22	C5	88	98	50	88	93,5	4500	100	1 : 1	IK	274.050.10.156

DIN5482 Desaxial- Bohr- und Fräskopf

DIN5482 Desaxial drilling and milling head | DIN5482 Tête de perçage-fraisage désaxial

Spannzange | Collet | Pince de serrage

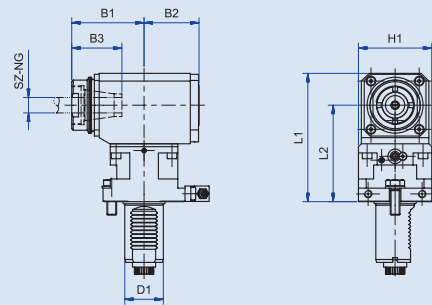



D1	Antriebs Typ Drive type Type d'entraînement	R / L	SZ NG	B1	H1	H2	L1	L2	L3	n max. min-1	T max. Nm	Übersetzung Gear ratio Ratio d'engrenage	Kühlmittel Coolant Liquide de refroidissement	Bestell-Nr. Order No. No. de commande
30	5482 - B15x12	R	ER16	70	17,5	35	90	77	32	6000	3,5	1 : 3	EK	221.530-A3733
30	5482 - B15x12	R	ER25	85	49	35	90	76	45	6000	16	1 : 1,6	EK	221.530.16.152
30	5482 - B15x12	R	ER25	85	49	35	90	76	45	6000	67	2,5 : 1	EK	221.530.16.154
40	5482 - B17x14	R	ER25	85	49	45	90	76	45	6000	16	1 : 1,6	EK	221.540.16.152
40	5482 - B17x14	R	ER25	85	49	45	90	76	45	6000	67	2,5 : 1	EK	221.540.16.154

DIN5482 Radial- Bohr- und Fräskopf

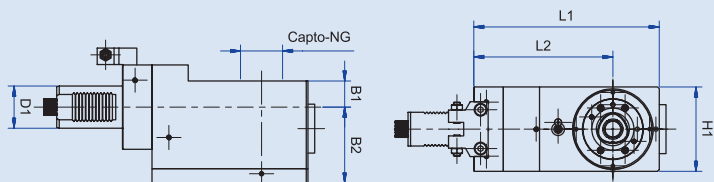

DIN5482 Radial drilling and milling head | DIN5482 Tête de perçage-fraisage radial

Spannzange | Collet | Pince de serrage



D1	Antriebs Typ Drive type Type d'entraînement	R / L	SZ NG	B1	B2	B3	H1	L1	L2	n max. min-1	T max. Nm	Übersetzung Gear ratio Ratio d'engrenage	Kühlmittel Coolant Liquide de refroidissement	Bestell-Nr. Order No. No. de commande
30	5482 - B15x12	R	ER20	74,5	50		64	87	55	5000	25	1 : 1	EK	221.230.13.150
30	5482 - B15x12	R	ER25	78	50	45	64	87	55	5000	25	1 : 1	EK	221.230.16.150
40	5482 - B17x14	R	ER25	85	72	45	68	65	65	4000	25	1 : 1	EK	221.240.16.150
40	5482 - B17x14	R	ER25	85	72	45	68	65	65	4000	25	1 : 1	EK	221.240.16.151
40	5482 - B17x14	R	ER32	92	82	50	68	65	65	4000	25	1 : 1	EK	221.240.20.150

Polygon | Polygon | Polygone

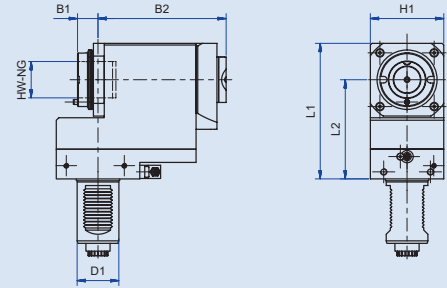



D1	Antriebs Typ Drive type Type d'entraînement	R / L	Polygon	B1	B2	H1	L1	L2	n max. min-1	T max. Nm	Übersetzung Gear ratio Ratio d'engrenage	Kühlmittel Coolant Liquide de refroidissement	Bestell-Nr. Order No. No. de commande	
30	5482 - B15x12	R	C3	42	44		64	93,5	55	8000	30	1 : 1	EK	273.230.10.150
30	5482 - B15x12	R	C3	42	44		64	93,5	55	8000	30	1 : 1	IK	273.230.10.155
40	5482 - B17x14	R	C4	52	60,5		76	103	65	6000	70	1 : 1	EK	274.240.10.150
40	5482 - B17x14	R	C4	52	60,5		76	103	65	6000	70	1 : 1	IK	274.240.10.155
50	5482 - B25x22	R	C5	60	85		88	125	75	4500	100	1 : 1	EK	274.250.10.150
50	5482 - B25x22	R	C5	60	85		88	125	75	4500	100	1 : 1	IK	274.250.10.155

DIN5482 Radial- Bohr- und Fräskopf zurückgesetzt

DIN5482 Radial drilling and milling head reset | DIN5482 Tête de perçage-fraisage radial remis à zéro

HW-Wechselsystem | HW changing system | HW système de changement

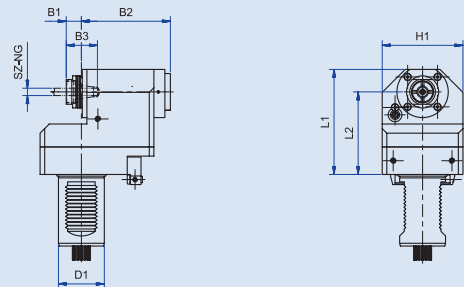



D1	Antriebs Typ Drive type Type d'entraînement	R / L	HW NG	B1	B2	H1	L1	L2	n max. min-1	T max. Nm	Übersetzung Gear ratio Ratio d'engrenage	Kühlmittel Coolant Liquide de refroidissement	Bestell-Nr. Order No. No. de commande
30	5482 - B15x12	R	34	25	90	80	140	100	6000	46	1 : 1	IK	280.430-A7292
40	5482 - B17x14	R	44	25	90	80	140	100	6000	46	1 : 1	IK	280.440.44.155



ab Seite 55.0

Spannzange | Collet | Pince de serrage

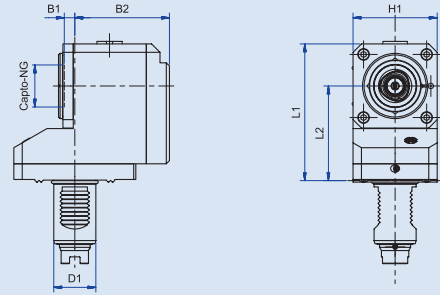



D1	Antriebs Typ Drive type Type d'entraînement	R / L	SZ NG	B1	B2	H1	L1	L2	n max. min-1	T max. Nm	Übersetzung Gear ratio Ratio d'engrenage	Kühlmittel Coolant Liquide de refroidissement	Bestell-Nr. Order No. No. de commande
40	5482 - B17x14	R	ER25	36	110	76	119	86	6000	25	1 : 1	EK	221.440.16.150
40	5482 - B17x14	R	ER25	36	121	76	119	86	6000	25	1 : 1	IK	221.440.16.155
40	5482 - B17x14	R	ER25	36	121	76	199	86	6000	25	1 : 1	EK	221.440.16.151
50	5482 - B25x22	R	ER40	36	147,5	80		98	3000	70	1 : 1	EK	221.450.26.150
50	5482 - B25x22	R	ER40	45	138,5	80		98	3000	70	1 : 1	IK	221.450.26.155

DIN5482 Radial- Bohr- und Fräskopf zurückgesetzt

DIN5482 Radial drilling and milling head reset | DIN5482 Tête de perçage-fraisage radial remis à zéro

Polygon | Polygon | Polygone

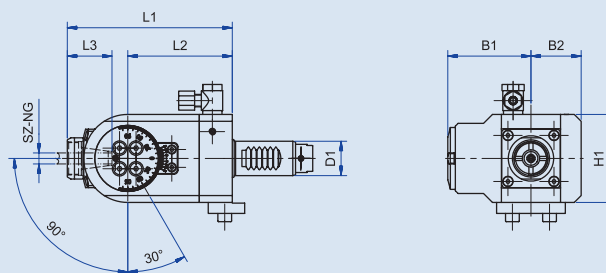



D1	Antriebs Typ Drive type Type d'entraînement	R / L	Polygon	B1	B2	H1	L1	L2	n max. min-1	T max. Nm	Übersetzung Gear ratio Ratio d'engrenage	Kühlmittel Coolant Liquide de refroidissement	Bestell-Nr. Order No. No. de commande
30	5482 - B15x12	R	C3	7	79	64	107	75	8000	30	1 : 1	EK	273.430.10.150
30	5482 - B15x12	R	C3	7	79	64	107	75	8000	30	1 : 1	IK	273.430.10.155
40	5482 - B17x14	R	C4	1	105	76	132,5	90	6000	70	1 : 1	EK	274.440.10.150
40	5482 - B17x14	R	C4	1	111,5	76	132,5	90	6000	70	1 : 1	IK	274.440.10.155
50	5482 - B25x22	R	C5	10	111	88	160	110	4500	150	1 : 1	EK	274.450.10.150
50	5482 - B25x22	R	C5	10	117,5	88	160	110	4500	150	1 : 1	IK	274.450.10.155


DIN5482 Schwenkbarer Bohr- und Fräskopf

DIN5482 Swivel drilling and milling head | DIN5482 Tête de perçage-fraisage pivotante

Spannzange | Collet | Pince de serrage



D1	Antriebs Typ Drive type Type d'entraînement	R / L	SZ NG	B1	B2	H1	L1	L2	n max. min-1	T max. Nm	Übersetzung Gear ratio Ratio d'engrenage	Kühlmittel Coolant Liquide de refroidissement	Bestell-Nr. Order No. No. de commande
30	5482 - B15x12	R	ER11	41	35	85	170	75	4000	15	1 : 1	EK	221.630.13.150
40	5482 - B17x14	R	ER20	41	35	85	170	75	4000	15	1 : 1	EK	221.640.13.150
50	5482 - B25x22	R	ER20	41	35	85	170	75	3000	15	1 : 1	EK	221.650.13.150
50	5482 - B25x22	R / L	ER32	120	55	104	227	130	3000	50	1 : 2	IK	221.650-A5949
60	DIN 5482 B25x22	R	ER20	48	48	96	170	75	3000	15	1 : 1	EK	221.660.13.150
60	DIN 5482 B25x22	R	ER32	97	55	104	227	130	3000	50	1 : 1	IK	221.660-A5619



Axial | Radial | Desaxial | Radial zurückgesetzt | Winkelverstellbar

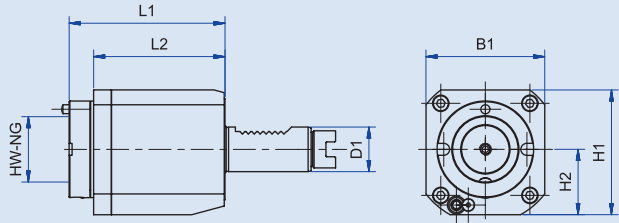
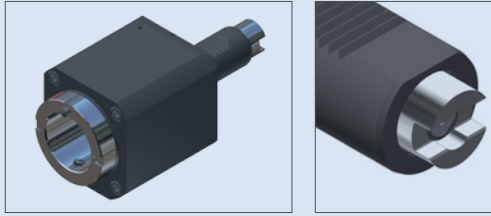
Axial | Radial | Desaxial | Radial reset | Angle adjustable

Axial / Radial / Désaxial / Radial remis à zéro / Angle réglable

Index Axial- Bohr- und Fräskopf

Index Axial drilling and milling head | Index Tête de perçage-fraisage axial

HW-Wechselsystem | HW changing system | HW système de changement

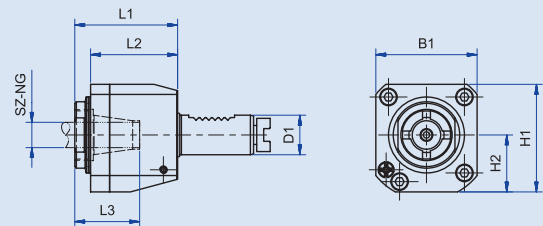



D1	Antriebs Typ Drive type Type d'entraînement	HW NG	B1	H1	H2	L1	L2	n max. min-1	T max. Nm	Übersetzung Gear ratio Ratio d'engrenage	Kühlmittel Coolant Liquide de refroidissement	Bestell-Nr. Order No. No. de commande
25	Index - G 200	34	70	70	35	85	68,5	6000	16	1 : 1	EK	280.025.34.510
25	Index - G 200	34	70	70	35	85	70,5	6000	16	1 : 1	IK - 80bar	280.025.34.515
30	Index - G 300	34	80	84	44	105	88,5	6000	30	1 : 1	EK	280.030.34.510
30	Index - G 300	34	40	84	44	80	63,5	6000	30	1 : 1	EK	280.030.34.511
30	Index - G 300	34	80	84	44	105	90,5	6000	30	1 : 1	IK - 80bar	280.030.34.515
30	Index - G 300	34	80	84	44	80	63,5	6000	30	1 : 1	IK - 80bar	280.030.34.516
30	Index - G 300	44	80	84	44	105	90,5	6000	30	1 : 1	IK - 80bar	280.030.44.515
40	Index - G 400	34	80	84	44	80	63,5	4500	30	1 : 1	EK	280.040.34.511
40	Index - G 400	34	80	84	44	80	63,5	4500	30	1 : 1	IK - 80bar	280.040.34.516
40	Index - G 400	44	80	84	44	80	63,5	4500	40	1 : 1	EK	280.040.44.511
40	Index - G 400	44	80	84	44	80	63,5	3000	40	1 : 1	IK - 80bar	280.040.44.516



ab Seite 55.0

Spannzange | Collet | Pince de serrage

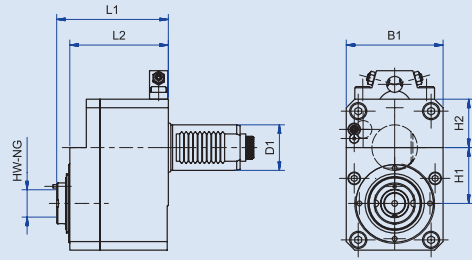



D1	Antriebs Typ Drive type Type d'entraînement	SZ NG	B1	H1	H2	L1	L2	L3	n max. min-1	T max. Nm	Übersetzung Gear ratio Ratio d'engrenage	Kühlmittel Coolant Liquide de refroidissement	Bestell-Nr. Order No. No. de commande
25	Index - G 200	ER20	64	64	32	54	40	42	6000	16	1 : 1	EK	221.025.13.511
25	Index - G 200	ER20	64	64	32	54	40	42	6000	16	1 : 1	IK	221.025.13.516
25	Index - G 200	ER25	70	73	38	55	40	42	6000	22	1 : 1	EK	221.025.16.511
25	Index - G 200	ER25	70	73	38	55	40	42	6000	22	1 : 1	IK	221.025.16.516
30	Index - G 300	ER25	70	73	38	72	55	50	6000	22	1 : 1	EK	221.030.16.510
30	Index - G 300	ER25	70	73	38	100	84	50	6000	22	1 : 1	IK	221.030.16.515
30	Index - G 300	ER25	70	73	38	74	56	42	6000	22	1 : 1	IK	221.030.16.516
40	Index - G 400	ER25	70	73	38	55	40	42	6000	22	1 : 1	EK	221.040.16.511
40	Index - G 400	ER25	70	73	38	74	56	42	6000	22	1 : 1	IK	221.040.16.516

Index Desaxial- Bohr- und Fräskopf

Index Desaxial drilling and milling head | Index Tête de perçage-fraisage désaxial

HW-Wechselsystem | HW changing system | HW système de changement

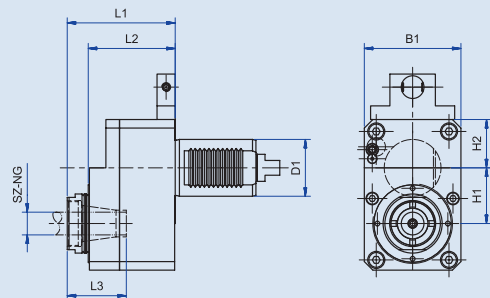



D1	Antriebs Typ Drive type Type d'entraînement	R / L	HW	B1	H1	H2	L1	L2	n max. min-1	T max. Nm	Übersetzung Gear ratio Ratio d'engrenage	Kühlmittel Coolant Liquide de refroidissement	Bestell-Nr. Order No. No. de commande
30	Index - G 300	R / L	24	70	30	52,5	90	72	6000	11	1 : 2	EK	280.530.24.5102
30	Index - G 300	R / L	24	70	30	52,5	90	72	6000	11	1 : 2	IK	280.530.24.5152



ab Seite 55.0

Spannzange | Collet | Pince de serrage

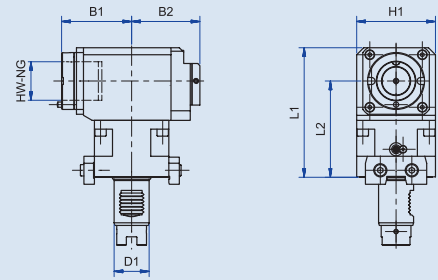



D1	Antriebs Typ Drive type Type d'entraînement	R / L	SZ NG	B1	H1	H2	L1	L2	L3	n max. min-1	T max. Nm	Übersetzung Gear ratio Ratio d'engrenage	Kühlmittel Coolant Liquide de refroidissement	Bestell-Nr. Order No. No. de commande
25	Index - G 200	R	ER11	56	17,5	30	70	51		6000	5	1 : 1,3	EK	221.525.07.510
25	Index - G 200	L	ER11	56	17,5	30	70	51		6000	5	1 : 1,3	EK	221.525.07.511
30	Index - G 300	R	ER16	70	30	35	70	52		6000	10	1 : 2	EK	221.530.10.510
30	Index - G 300	L	ER16	70	30	35	70	52		6000	10	1 : 2	EK	221.530.10.511
40	Index - G 400	R	ER16	73	30	42,5	70	52		6000	10	1 : 2	EK	221.540.10.510
40	Index - G 400	L	ER16	73	30	42,5	70	52		6000	10	1 : 2	EK	221.540.10.511

Index Radial- Bohr- und Fräskopf

Index Radial drilling and milling head | Index Tête de perçage-fraisage radial

HW-Wechselsystem | HW changing system | HW système de changement

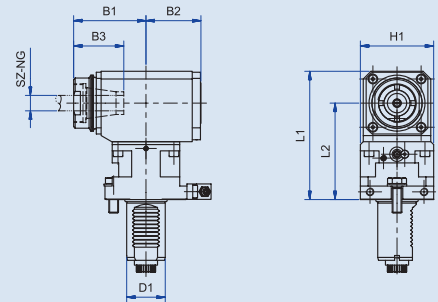
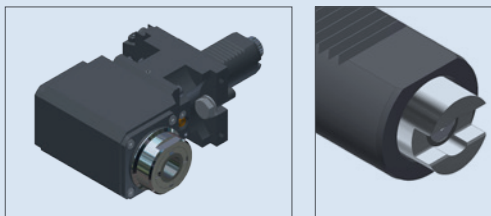


D1	Antriebs Typ Drive type Type d'entraînement	R / L	HW NG	B1	B2	H1	L1	L2	n max. min-1	T max. Nm	Übersetzung Gear ratio Ratio d'engrenage	Kühlmittel Coolant Liquide de refroidissement	Bestell-Nr. Order No. No. de commande
25	Index - G 200	R / L	24	57	48,5	64	98	70	6000	22	1 : 1	IK	280.225.24.5162
30	Index - G 300	R / L	34	75	64	70	123	90	6000	30	1 : 1	IK	280.230.34.5162



ab Seite 55.0

Spannzange | Collet | Pince de serrage

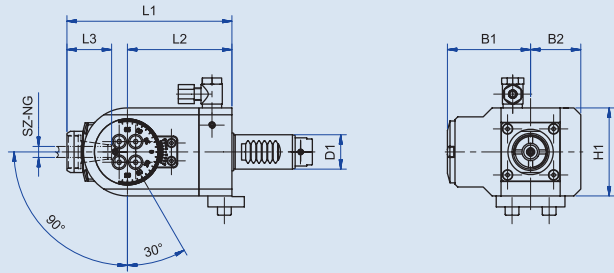
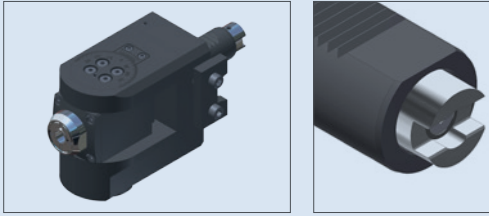


D1	Antriebs Typ Drive type Type d'entraînement	R / L	SZ NG	B1	B2	B3	H1	L1	L2	n max. min-1	T max. Nm	Übersetzung Gear ratio Ratio d'engrenage	Kühlmittel Coolant Liquide de refroidissement	Bestell-Nr. Order No. No. de commande
25	Index - G 200	R	ER25	64	41,5	42	64	83	55	6000	22	1 : 1	EK	221.225.16.510
25	Index - G 200	R	ER25	64	41,5	42	64	98	70	6000	22	1 : 1	EK	221.225.16.511
25	Index - G 200	R	ER25	64	41,5	42	64	98	70	6000	30	2 : 1	EK	221.225.16.513
25	Index - G 200	R	ER25	64	48,5	42	64	93	55	6000	22	1 : 1	IK	221.225.16.515
25	Index - G 200	R	ER25	64	48,5	42	64	98	70	6000	22	1 : 1	IK	221.225.16.516
25	Index - G 200	R	ER25	64	48,5	42	64	98	70	6000	30	2 : 1	IK	221.225.16.518
30	Index - G 300	R	ER25	68	60	42	70	123	90	6000	30	1 : 1	EK	221.230.16.511
30	Index - G 300	R	ER25	68	60	42	70	123	90	6000	40	2 : 1	EK	221.230.16.513
30	Index - G 300	R	ER25	68	60	42	70	123	90	6000	30	1 : 1	IK	221.230.16.516
30	Index - G 300	R	ER25	68	60	42	70	123	90	6000	40	2 : 1	IK	221.230.16.518
40	Index - G 400	R	ER25	68	60	42	76	123	90	6000	30	1 : 1	EK	221.240.16.511
40	Index - G 400	R	ER25	68	60	42	76	123	90	6000	40	2 : 1	EK	221.240.16.513
40	Index - G 400	R	ER25	68	60	42	76	123	90	6000	30	1 : 1	IK	221.240.16.516
40	Index - G 400	R	ER25	68	60	42	76	123	90	6000	40	2 : 1	IK	221.240.16.518


Index Schwenkbarer Bohr- und Fräskopf


Index Swivel drilling and milling head | Index Tête de perçage-fraisage pivotante

Spannzange | Collet | Pince de serrage



D1	Antriebs Typ Drive type Type d'entraînement	R / L	SZ NG	B1	B2	H1	L1	L2	n max. min-1	T max. Nm	Übersetzung Gear ratio Ratio d'engrenage	Kühlmittel Coolant Liquide de refroidissement	Bestell-Nr. Order No. No. de commande
25	Index - G 200	R / L	ER11	38,5	32	70	107	47,5	9000	5	1 : 1,5	EK	221.625.07.5102
25	Index - G 200	R	ER16	47	35	64	104	55	6000	8	1 : 2	EK	221.625.10.513
25	Index - G 200	R / L	ER16	47	35	64	104	55	6000	8	1 : 2	EK	221.625.10.5132
25	Index - G 200	R / L	ER16	60,5	36,5	64	120	76	10000	8	1 : 2	IK	221.625.10.5152
40	Index - G 400	R	ER25	65	38	85	139	75	6000	32	1 : 1	EK	221.640-A5851





MORISEIKI NL-SERIE

Axial | Radial | Desaxial | Radial zurückgesetzt | Winkelverstellbar

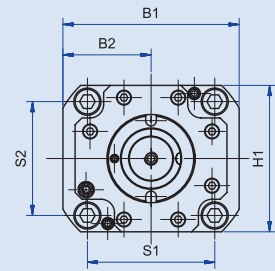
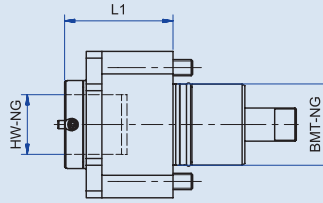


Axial | Radial | Desaxial | Radial reset | Angle adjustable

Axial / Radial / Désaxial / Radial remis à zéro / Angle réglable

Moriseiki NL-Serie Axial- Bohr- und Fräskopf

Moriseiki NL-Serie Axial drilling and milling head | Moriseiki NL-Serie Tête de perçage-fraisage axial

HW-Wechselsystem | HW changing system | HW système de changement

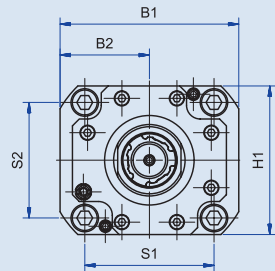
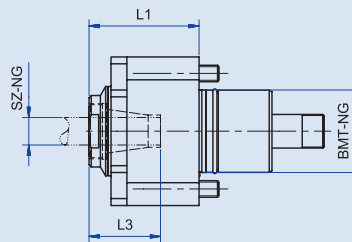




BMT NG	Antriebs Typ Drive type Type d'entraînement	HW NG	B1	B2	H1	L1	S1	S2	n max. min-1	T max. Nm	Übersetzung Gear ratio Ratio d'engrenage	Kühlmittel Coolant Liquide de refroidissement	Bestell-Nr. Order No. No. de commande
40	2 - flach	34	110	55	80	98	70	62	6000	60	1 : 1	EK	280.040.34.801
40	2 - flach	34	110	55	80	72	70	62	6000	60	1 : 1	IK	280.040.34.806
40	2 - flach	44	110	55	80	72	70	62	6000	60	1 : 1	EK	280.040.44.801
40	2 - flach	44	110	55	80	72	70	62	6000	60	1 : 1	IK	280.040.44.806
60	2 - flach	44	130	65	108	80	94	84	6000	100	1 : 1	EK	280.060.44.801
60	2 - flach	44	130	65	108	80	94	84	6000	100	1 : 1	IK	280.060.44.806



ab Seite 55.0

Spannzange | Collet | Pince de serrage

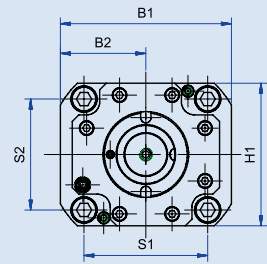
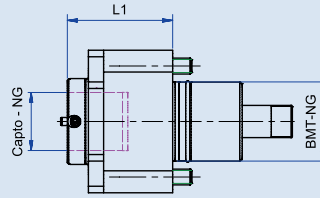

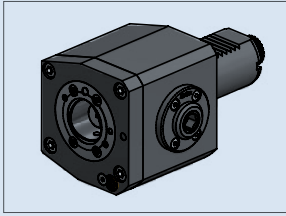


BMT NG	Antriebs Typ Drive type Type d'entraînement	SZ NG	B1	B2	H1	L1	L3	S1	S2	n max. min-1	T max. Nm	Übersetzung Gear ratio Ratio d'engrenage	Kühlmittel Coolant Liquide de refroidissement	Bestell-Nr. Order No. No. de commande
40	2 - flach	ER32	110	55	80	70,5	52	70	62	6000	60	1 : 1	EK	221.040.20.801
40	2 - flach	ER32	110	55	80	70,5	52	70	62	6000	60	1 : 1	IK	221.040.20.806
60	2 - flach	ER32	130	65	108	80	52	94	84	6000	100	1 : 1	EK	221.060.20.801
60	2 - flach	ER32	130	65	108	80	52	94	84	6000	100	1 : 1	IK	221.060.20.806

Moriseiki NL-Serie Axial- Bohr- und Fräskopf

Moriseiki NL-Serie Axial drilling and milling head | Moriseiki NL-Serie Tête de perçage-fraisage axial

Polygon | Polygon | Polygone

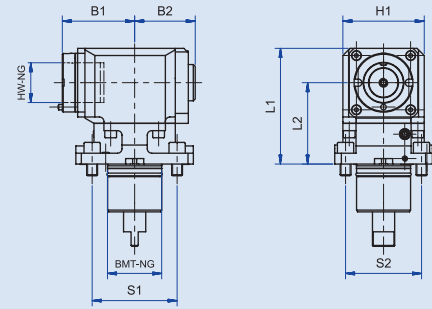



BMT NG	Antriebs Typ Drive type Type d'entraînement	Polygon NG	B1	B2	H1	L1	S1	S2	n max. min-1	T max. Nm	Übersetzung Gear ratio Ratio d'engrenage	Kühlmittel Coolant Liquide de refroidissement	Bestell-Nr. Order No. No. de commande
40	2 - flach	C3	100	50	80	50	52	70	8000	30	1 : 1	EK	273.040.10.801
40	2 - flach	C3	100	50	80	50	52	70	8000	30	1 : 1	IK	273.040.10.806
60	2 - flach	C5	130	65	108	80	94	84	6000	100	1 : 1	EK	275.060.10.801
60	2 - flach	C5	130	65	108	80	94	84	6000	100	1 : 1	IK	275.060.10.806

Moriseiki NL-Serie Radial- Bohr- und Fräskopf

Moriseiki NL-Serie Radial drilling and milling head | Moriseiki NL-Serie Tête de perçage-fraisage radial

HW-Wechselsystem | HW changing system | HW système de changement

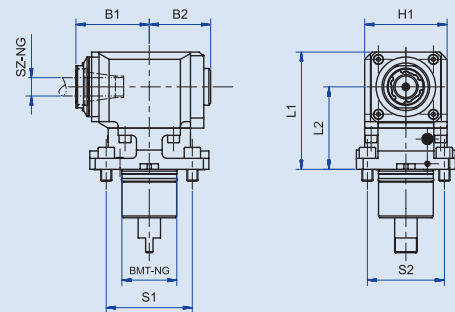



BMT NG	Antriebs Typ Drive type Type d'entraînement	HW NG	B1	B2	H1	L1	L2	S1	S2	n max. min-1	T max. Nm	Übersetzung Gear ratio Ratio d'engrenage	Kühlmittel Coolant Liquide de refroidissement	Bestell-Nr. Order No. No. de commande
40	2 - flach	44	80	67	90	123	85	70	62	6000	60	1 : 1	EK	280.240.44.801
40	2 - flach	44	80	78	90	123	85	70	62	6000	60	1 : 1	IK-80bar	280.240.44.806
40	2 - flach	44	80	67	90	123	85	70	62	6000	60	1,5 : 1	EK	280.240.44.803
40	2 - flach	44	80	78	90	123	85	70	62	6000	60	1,5 : 1	IK-80bar	280.240.44.808
60	2 - flach	44	80	67	90	128	90	94	84	6000	100	1 : 1	EK	280.260.44.801
60	2 - flach	44	80	78	90	128	90	94	84	6000	100	1 : 1	IK-80bar	280.260.44.806
60	2 - flach	44	80	67	90	128	90	94	84	6000	100	1,5 : 1	EK	280.260.44.803
60	2 - flach	44	80	78	90	128	90	94	84	6000	100	1,5 : 1	IK-80bar	280.260.44.808



ab Seite 55.0

Spannzange | Collet | Pince de serrage

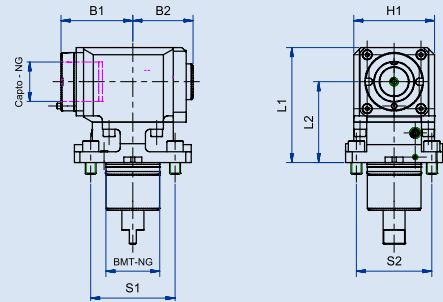

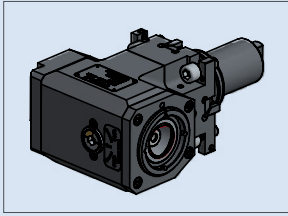


BMT NG	Antriebs Typ Drive type Type d'entraînement	SZ NG	B1	B2	H1	L1	L2	S1	S2	n max. min-1	T max. Nm	Übersetzung Gear ratio Ratio d'engrenage	Kühlmittel Coolant Liquide de refroidissement	Bestell-Nr. Order No. No. de commande
40	2 - flach	ER32	80	67	90	123	85	70	62	6000	60	1 : 1	EK	221.240.20.801
40	2 - flach	ER32	80	78	90	123	85	70	62	6000	60	1 : 1	IK-80bar	221.240.20.806
60	2 - flach	ER32	80	67	90	128	90	94	84	6000	100	1 : 1	EK	221.260.20.801
60	2 - flach	ER32	80	78	90	128	90	94	84	6000	100	1 : 1	IK-80bar	221.260.20.806


Moriseiki NL-Serie Radial- Bohr- und Fräskopf


Moriseiki NL-Serie Radial drilling and milling head | Moriseiki NL-Serie Tête de perçage-fraisage radial

Polygon | Polygon | Polygone



BMT NG	Antriebs Typ Drive type Type d'entraînement	Polygon NG	B1	B2	H1	L1	L2	S1	S2	n max. min-1	T max. Nm	Übersetzung Gear ratio Ratio d'engrenage	Kühlmittel Coolant Liquide de refroidissement	Bestell-Nr. Order No. No. de commande
40	2 - flach	C3	42	44	81	123,5	85	70	62	8000	30	1 : 1	EK	273.240.10.801
40	2 - flach	C3	42	67,5	81	123,5	85	70	62	8000	30	1 : 1	IK	273.240.10.806
60	2 - flach	C5	60	61	108	133	90	94	84	6000	150	1 : 1	EK	275.260.10.801
60	2 - flach	C5	60	67,5	108	133	90	94	84	6000	150	1 : 1	IK	275.260.10.806





DIN1809

Axial | Radial | Desaxial | Radial zurückgesetzt | Winkelverstellbar

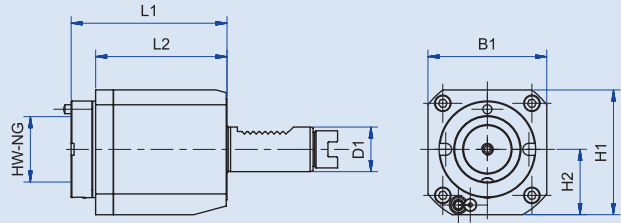
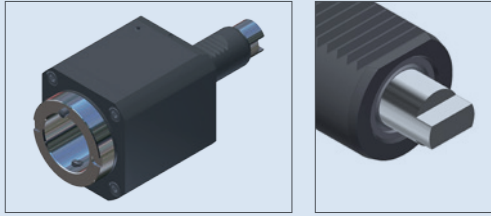
Axial | Radial | Desaxial | Radial reset | Angle adjustable

Axial / Radial / Désaxial / Radial remis à zéro / Angle réglable

DIN1809 Axial- Bohr- und Fräskopf

DIN1809 Axial drilling and milling head | DIN1809 Tête de perçage-fraisage axial

HW-Wechselsystem | HW changing system | HW système de changement

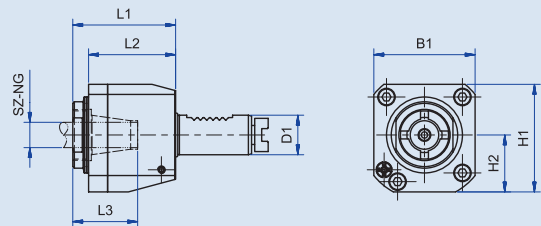



D1	Antriebs Typ Drive type Type d'entraînement	HW NG	B1	H1	H2	L1	L2	n max. min-1	T max. Nm	Übersetzung Gear ratio Ratio d'engrenage	Kühlmittel Coolant Liquide de refroidissement	Bestell-Nr. Order No. No. de commande
40	DIN 1809	44	80	84	44	105	88,5	6000	50	1 : 1	EK	280.040.44.450
40	DIN 1809	44	80	84	44	150	88,5	6000	50	1 : 1	IK	280.040.44.455



ab Seite 55.0

Spannzange | Collet | Pince de serrage

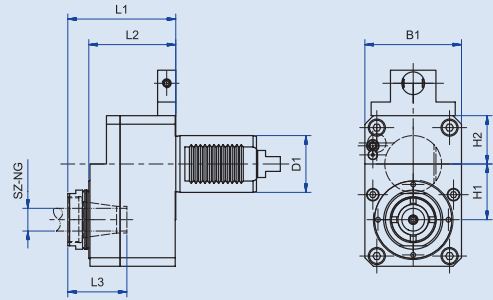



D1	Antriebs Typ Drive type Type d'entraînement	SZ NG	B1	H1	H2	L1	L2	L3	n max. min-1	T max. Nm	Übersetzung Gear ratio Ratio d'engrenage	Kühlmittel Coolant Liquide de refroidissement	Bestell-Nr. Order No. No. de commande
30	DIN 1809	ER25	70	73	38	74	56	41	6000	25	1 : 1	EK	221.030.16.451
30	DIN 1809	ER25	70	73	38	74	56	41	6000	25	1 : 1	IK	221.030.16.456
40	DIN 1809	ER32	80	84	44	88	79	52	6000	50	1 : 1	EK	221.040.20.451
40	DIN 1809	ER32	80	84	44	88	79	52	6000	50	1 : 1	IK	221.040.20.456
50	DIN 1809	ER32	80	84	44	88	79	52	6000	120	1 : 1	EK	221.050.20.451
50	DIN 1809	ER32	80	84	44	88	79	52	6000	120	1 : 1	IK	221.050.20.456

DIN1809 Desaxial- Bohr- und Fräskopf

DIN1809 Desaxial drilling and milling head | DIN1809 Tête de perçage-fraisage désaxial

Spannzange | Collet | Pince de serrage

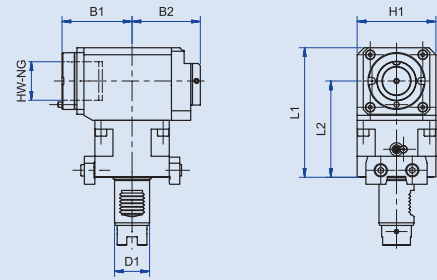



D1	Antriebs Typ Drive type Type d'entraînement	R / L	SZ NG	B1	H1	H2	L1	L2	L3	n max. min-1	T max. Nm	Übersetzung Gear ratio Ratio d'engrenage	Kühlmittel Coolant Liquide de refroidissement	Bestell-Nr. Order No. No. de commande
30	DIN 1809	R	ER25	85	49		90	76	45	6000	25	1 : 1,6	EK	221.530.16.452
30	DIN 1809	R	ER25	85	49		90	76	45	6000	75	2,5 : 1	EK	221.530.16.454
40	DIN 1809	R	ER25	85	49		90	76	45	6000	25	1 : 1,6	EK	221.540.16.452
40	DIN 1809	R	ER32	85	49		96	76	52	6000	25	1 : 1,6	EK	221.540.20.452
40	DIN 1809	R	ER25	85	49		90	76	45	6000	75	2,5 : 1	EK	221.540.16.454
50	DIN 1809	R	ER32	85	49		95	76	52	6000	75	2,5 : 1	EK	221.550.20.452
50	DIN 1809	R	ER32	85	49		95	76	52	4000	75	2,5 : 1	EK	221.550.20.454

DIN1809 Radial- Bohr- und Fräskopf

DIN1809 Radial drilling and milling head | DIN1809 Tête de perçage-fraisage radial

HW-Wechselsystem | HW changing system | HW système de changement

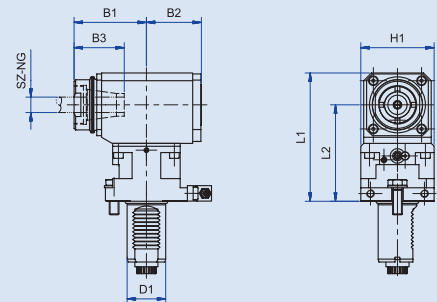
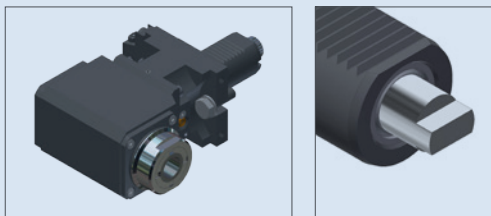


D1	Antriebs Typ Drive type Type d'entraînement	R / L	HW NG	B1	B2	H1	L1	L2	n max. min-1	T max. Nm	Übersetzung Gear ratio Ratio d'engrenage	Kühlmittel Coolant Liquide de refroidissement	Bestell-Nr. Order No. No. de commande
40	DIN 1809	R / L	44	80	69	90	128	90	6000	50	1 : 1	EK	280.240.44.4512
40	DIN 1809	R / L	44	80	78	90	128	90	6000	50	1 : 1	IK	280.240.44.4562



ab Seite 55.0

Spannzange | Collet | Pince de serrage

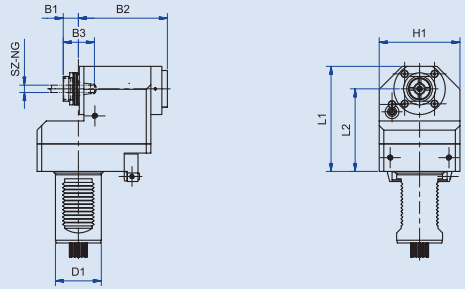



D1	Antriebs Typ Drive type Type d'entraînement	R / L	SZ NG	B1	B2	B3	H1	L1	L2	n max. min-1	T max. Nm	Übersetzung Gear ratio Ratio d'engrenage	Kühlmittel Coolant Liquide de refroidissement	Bestell-Nr. Order No. No. de commande
30	DIN 1809	R	ER25	78	50	42	64	87	55	5000	25	1 : 1	EK	221.230.16.450
30	DIN 1809	L	ER25	78	50	42	64	87	55	5000	25	1 : 1	EK	221.230.16.451
40	DIN 1809	R	ER32	92	82	52	68	98	65	5000	25	1 : 1	EK	221.240.20.450

DIN1809 Radial- Bohr- und Fräskopf zurückgesetzt

DIN1809 Radial drilling and milling head reset | DIN1809 Tête de perçage-fraisage radial remis à zéro

Spannzange | Collet | Pince de serrage

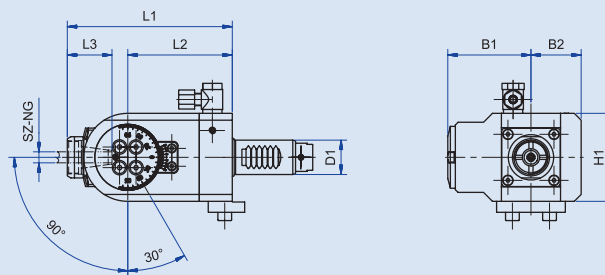
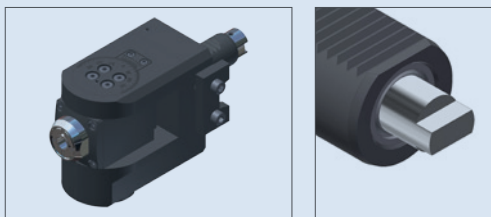


D1	Antriebs Typ Drive type Type d'entraînement	R / L	SZ NG	B1	B2	H1	L1	L2	n max. min-1	T max. Nm	Übersetzung Gear ratio Ratio d'engrenage	Kühlmittel Coolant Liquide de refroidissement	Bestell-Nr. Order No. No. de commande
30	DIN 1809	R	ER25	32	87,5	64	102	70	5000	25	1 : 1	EK	221.430.16.450
40	DIN 1809	R	ER25	31	106	76	119	86	4000	25	1 : 1	EK	221.440.16.450
40	DIN 1809	R	ER25	31	126	76	119	86	4000	25	1 : 1	IK	221.440.16.455
40	DIN 1809	R	ER32	38	106	76	119	86	4000	25	1 : 1	EK	221.440.20.450
40	DIN 1809	L	ER32	38	106	76	119	86	4000	25	1 : 1	EK	221.440.20.451
40	DIN 1809	R	ER32	38	126	76	119	86	4000	25	1 : 1	IK	221.440.20.455


DIN1809 Schwenkbarer Bohr- und Fräskopf

DIN1809 Swivel drilling and milling head | DIN1809 Tête de perçage-fraisage pivotante

Spannzange | Collet | Pince de serrage



D1	Antriebs Typ Drive type Type d'entraînement	R / L	SZ NG	B1	B2	H1	L1	L2	n max. min-1	T max. Nm	Übersetzung Gear ratio Ratio d'engrenage	Kühlmittel Coolant Liquide de refroidissement	Bestell-Nr. Order No. No. de commande
30	DIN 1809	R	ER20	41	35	85	170	95	4000	15	1 : 1	EK	221.630.13.450
40	DIN 1809	R	ER20	41	35	85	170	95	4000	15	1 : 1	EK	221.640.16.450
50	DIN 1809	R	ER25	41	35	85	205	95	4000	15	1 : 1	EK	221.650.20.450



HAAS

Axial | Radial | Desaxial | Radial zurückgesetzt | Winkelverstellbar

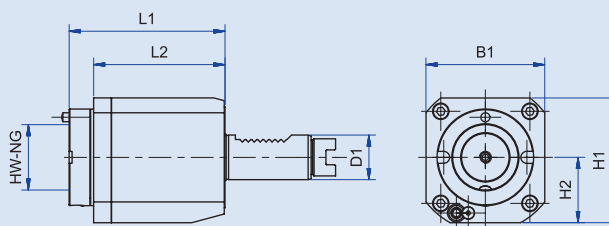

Axial | Radial | Desaxial | Radial reset | Angle adjustable

Axial / Radial / Désaxial / Radial remis à zéro / Angle réglable

Haas Axial- Bohr- und Fräskopf

Haas Axial drilling and milling head | Haas Tête de perçage-fraisage axial

HW-Wechselsystem | HW changing system | HW système de changement

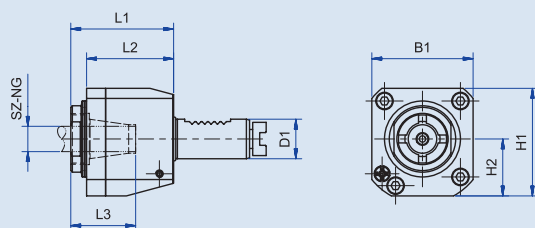


D1	Antriebs Typ Drive type Type d'entraînement	HW NG	B1	H1	H2	L1	L2	n max. min-1	T max. Nm	Übersetzung Gear ratio Ratio d'engrenage	Kühlmittel Coolant Liquide de refroidissement	Bestell-Nr. Order No. No. de commande
40	Haas	44	80	84	44	105	87	6000	50	1 : 1	EK	280.040.44.190
40	Haas	44	80	84	44	105	87	6000	50	1 : 1	IK	280.040.44.195
40	Haas	44	80	84	44	80	62,5	5000	50	1 : 1	EK	280.040.44.191
40	Haas	44	80	84	44	80	62,5	5000	50	1 : 1	IK	280.040.44.196



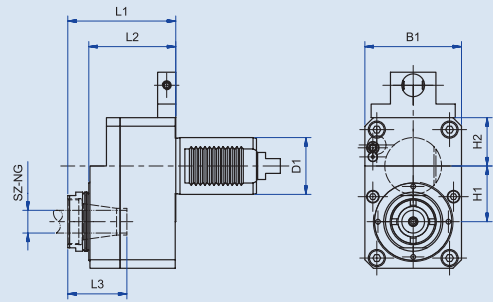

ab Seite 55.0

Spannzange | Collet | Pince de serrage



D1	Antriebs Typ Drive type Type d'entraînement	SZ NG	B1	H1	H2	L1	L2	n max. min-1	T max. Nm	Übersetzung Gear ratio Ratio d'engrenage	Kühlmittel Coolant Liquide de refroidissement	Bestell-Nr. Order No. No. de commande
40	Haas	ER20	80	84	44	105	84	6000	50	1 : 1	EK	221.040.20.190
40	Haas	ER20	80	84	44	105	84	6000	50	1 : 1	IK	221.040.20.195
40	Haas	ER20	80	84	44	80	62,5	5000	50	1 : 1	EK	221.040.20.191
40	Haas	ER20	80	84	44	80	62,5	5000	50	1 : 1	IK	221.040.20.196

Spannzange | Collet | Pince de serrage

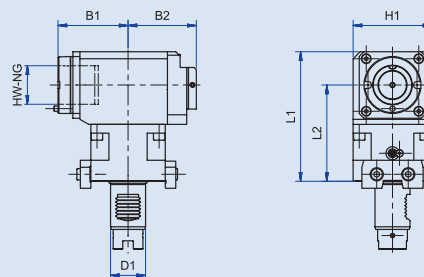



D1	Antriebs Typ Drive type Type d'entraînement	R / L	SZ NG	B1	H1	H2	L1	L2	L3	n max. min-1	T max. Nm	Übersetzung Gear ratio Ratio d'engrenage	Kühlmittel Coolant Liquide de refroidissement	Bestell-Nr. Order No. No. de commande
40	Haas	L	25	90	60	45,0	100	83,5		6000	60	1 : 2	IK	221.540-A6894

Haas Radial- Bohr- und Fräskopf

Haas Radial drilling and milling head | Haas Tête de perçage-fraisage radial

HW-Wechselsystem | HW changing system | HW système de changement

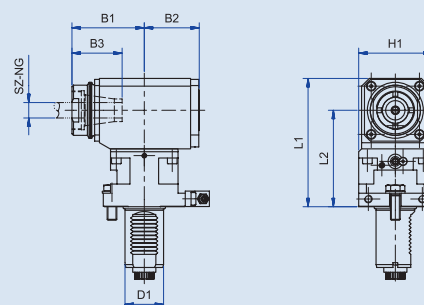



D1	Antriebs Typ Drive type Type d'entraînement	R / L	HW NG	B1	B2	H1	L1	L2	n max. min-1	T max. Nm	Übersetzung Gear ratio Ratio d'engrenage	Kühlmittel Coolant Liquide de refroidissement	Bestell-Nr. Order No. No. de commande
40	Haas	R	44	80	78	80	113	75	6000	50	1 : 1	EK	280.240.44.191
40	Haas	R	44	80	78	80	113	75	6000	50	1 : 1	IK	280.240.44.196
40	Haas	L	44	80	78	80	113	75	6000	50	1 : 1	EK	280.740.44.191
40	Haas	L	44	80	78	80	113	75	6000	50	1 : 1	IK	280.740.44.196





ab Seite 55.0

Spannzange | Collet | Pince de serrage



D1	Antriebs Typ Drive type Type d'entraînement	R / L	SZ NG	B1	B2	B3	H1	L1	L2	n max. min-1	T max. Nm	Übersetzung Gear ratio Ratio d'engrenage	Kühlmittel Coolant Liquide de refroidissement	Bestell-Nr. Order No. No. de commande
40	Haas	R	ER32	80	78	52	80	113	75	6000	50	1 : 1	EK	221.240.20.191
40	Haas	R	ER32	80	78	52	80	113	75	6000	50	1 : 1	IK	221.240.20.196
40	Haas	L	ER32	80	78	52	80	113	75	6000	50	1 : 1	EK	221.740.20.191
40	Haas	L	ER32	80	78	52	80	113	75	6000	50	1 : 1	IK	221.740.20.196



OKUMA

Axial | Radial | Desaxial | Radial zurückgesetzt | Winkelverstellbar

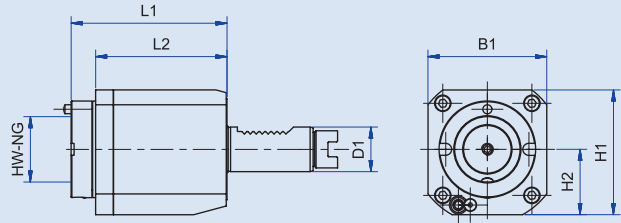

Axial | Radial | Desaxial | Radial reset | Angle adjustable

Axial / Radial / Désaxial / Radial remis à zéro / Angle réglable

Okuma Axial- Bohr- und Fräskopf

Okuma Axial drilling and milling head | Okuma Tête de perçage-fraisage axial

HW-Wechselsystem | HW changing system | HW système de changement

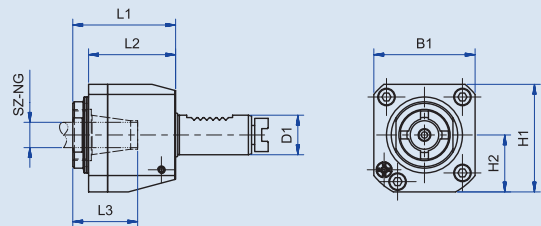



D1	Antriebs Typ Drive type Type d'entraînement	HW NG	B1	H1	H2	L1	L2	n max. min-1	T max. Nm	Übersetzung Gear ratio Ratio d'engrenage	Kühlmittel Coolant Liquide de refroidissement	Bestell-Nr. Order No. No. de commande
40	Okuma	44	80	84	44	80	62,5	6000	50	1 : 1	EK	280.040.44.250
40	Okuma	44	80	84	44	80	62,5	6000	50	1 : 1	IK	280.040.44.255
50	Okuma	34	80	84	44	95	79	6000	50	1 : 1	EK	280.050.34.250
50	Okuma	34	80	84	44	95	79	6000	50	1 : 1	IK	280.050.34.255



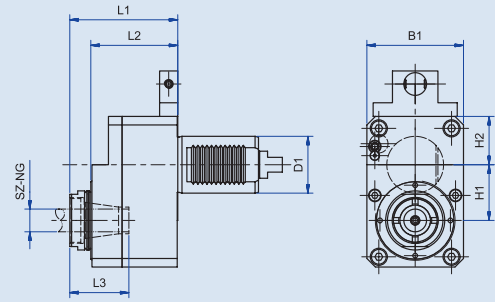

ab Seite 55.0

Spannzange | Collet | Pince de serrage



D1	Antriebs Typ Drive type Type d'entraînement	SZ NG	B1	H1	H2	L1	L2	n max. min-1	T max. Nm	Übersetzung Gear ratio Ratio d'engrenage	Kühlmittel Coolant Liquide de refroidissement	Bestell-Nr. Order No. No. de commande
40	Okuma	ER32	80	84	44	88	79	6000	50	1 : 1	EK	221.040.20.250
40	Okuma	ER32	80	84	44	88	79	6000	50	1 : 1	IK	221.040.20.255
40	Okuma	ER32	80	84	44	88	79	6000	50	1 : 1	EK	221.040.20.272
40	Okuma	ER32	80	84	44	88	79	6000	50	1 : 1	IK	221.040.20.276

Spannzange | Collet | Pince de serrage

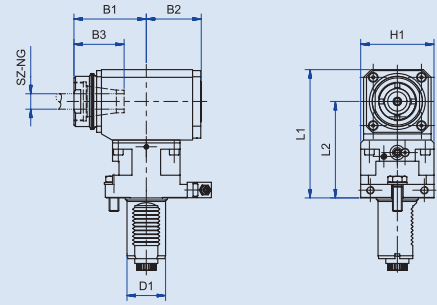



D1	Antriebs Typ Drive type Type d'entraînement	R / L	SZ NG	B1	H1	H2	L1	L2	n max. min-1	T max. Nm	Übersetzung Gear ratio Ratio d'engrenage	Kühlmittel Coolant Liquide de refroidissement	Bestell-Nr. Order No. No. de commande
40	Okuma	R	ER25	85	49	76	90	76	6000	16	1 : 1	EK	221.540.16.251
40	Okuma	R	ER25	85	49	76	90	76	6000	16	1 : 1,6	EK	221540.16.253
40	Okuma	R	ER25	85	49	76	90	76	6000	67	2,5 : 1	EK	221.540.16.255
40	Okuma	R	ER25	85	49	76	90	76	6000	16	1 : 1	EK	221.540.16.271
40	Okuma	R	ER25	85	49	76	90	76	6000	16	1 : 1,6	EK	221.540.16.273
30	Okuma	R	ER25	85	49	76	90	76	6000	67	2,5 : 1	EK	221.530.16.275

Okuma Radial- Bohr- und Fräskopf

Okuma Radial drilling and milling head | Okuma Tête de perçage-fraisage radial

Spannzange | Collet | Pince de serrage

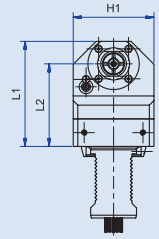
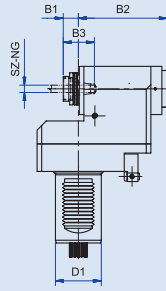




D1	Antriebs Typ Drive type Type d'entraînement	R / L	SZ NG	B1	B2	B3	H1	L1	L2	n max. min-1	T max. Nm	Übersetzung Gear ratio Ratio d'engrenage	Kühlmittel Coolant Liquide de refroidissement	Bestell-Nr. Order No. No. de commande
40	Okuma	L	ER32	92	56,5	82	70	65	98	6000	30	1 : 1	EK	221.240.20.251
40	Okuma	L	ER32	92	56,5	82	70	65	98	6000	40	2 : 1	EK	221.240.20.253
40	Okuma	L	ER32	92	70	82	70	65	98	6000	30	1 : 1	IK	221.240.20.256
40	Okuma	L	ER32	92	70	82	70	65	98	6000	40	2 : 1	IK	221.240.20.258
40	Okuma	R	ER32	93	56,5	82	70	80	113	6000	30	1 : 1	EK	221.240.20.250
40	Okuma	R	ER32	93	70	82	70	80	113	6000	30	1 : 1	IK	221.240.20.255

Okuma Radial- Bohr- und Fräskopf zurückgesetzt

Okuma Radial drilling and milling head reset | Okuma Tête de perçage-fraisage radial remis à zéro

Spannzange | Collet | Pince de serrage

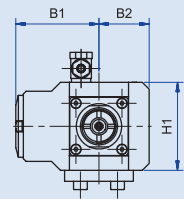
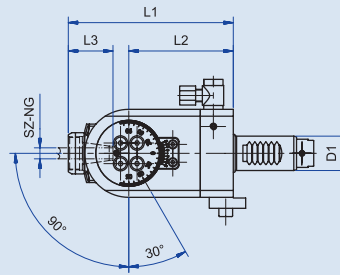




D1	Antriebs Typ Drive type Type d'entraînement	R / L	SZ NG	B1	B2	H1	L1	L2	n max. min-1	T max. Nm	Übersetzung Gear ratio Ratio d'engrenage	Kühlmittel Coolant Liquide de refroidissement	Bestell-Nr. Order No. No. de commande
40	Okuma	L	ER32	38	99	76	119	86	6000	40	1 : 1	EK	221.440.20.151
40	Okuma	L	ER32	38	119	76	119	86	6000	40	1 : 1	IK	221.440.20.256
40	Okuma	L	ER32	38	99	76	119	86	6000	40	1 : 1	EK	221.440.20.271
40	Okuma	L	ER32	38	119	76	119	86	6000	40	1 : 1	IK	221.440.20.176
40	Okuma	L	ER32	38	99	76	119	86	6000	40	1 : 1	EK	221.440-A4009


Okuma Schwenkbarer Bohr- und Fräskopf

Okuma Swivel drilling and milling head | Okuma Tête de perçage-fraisage pivotante

Spannzange | Collet | Pince de serrage



D1	Antriebs Typ Drive type Type d'entraînement	R / L	SZ NG	B1	B2	H1	L1	L2	n max. min-1	T max. Nm	Übersetzung Gear ratio Ratio d'engrenage	Kühlmittel Coolant Liquide de refroidissement	Bestell-Nr. Order No. No. de commande
40	Okuma	L	ER25	38	38	76	123	60	6000	16	1 : 1	EK	221.640.16.251
40	Okuma	L	ER25	38	38	76	123	60	6000	16	1 : 1	EK	221.640.16.271



DOOSAN

Axial | Radial | Desaxial | Radial zurückgesetzt | Winkelverstellbar

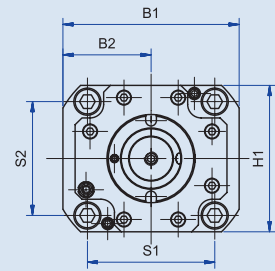
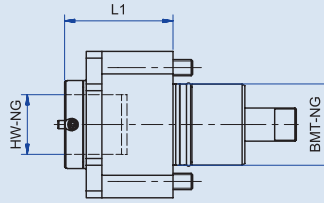

Axial | Radial | Desaxial | Radial reset | Angle adjustable

Axial / Radial / Désaxial / Radial remis à zéro / Angle réglable

Doosan Axial- Bohr- und Fräskopf

Doosan Axial drilling and milling head | Doosan Tête de perçage-fraisage axial

HW-Wechselsystem | HW changing system | HW système de changement

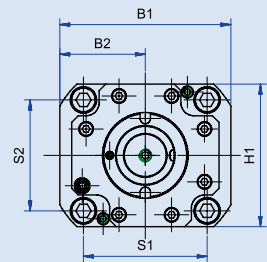
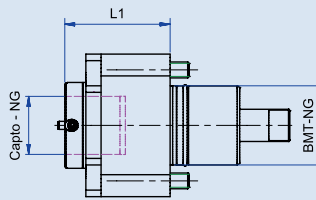



BMT NG	Antriebs Typ Drive type Type d'entraînement	HW NG	B1	B2	H1	L1	S1	S2	n max. min-1	T max. Nm	Übersetzung Gear ratio Ratio d'engrenage	Kühlmittel Coolant Liquide de refroidissement	Bestell-Nr. Order No. No. de commande
55	2 - flach	44	94	50	85	70	64	64	6000	60	1 : 1	EK	280.055.44.851
55	2 - flach	44	94	50	85	70	64	64	6000	60	1 : 1	IK	280.055.44.856
65	2 - flach	44	100	50	94	70	70	73	6000	60	1 : 1	IK	280.065.44.851
65	2 - flach	44	100	50	94	70	70	73	6000	60	1 : 1	EK	280.065.44.856
75	2 - flach	60	115	57,5	119	70	90	90	6000	60	1 : 1	IK	280.040.44.851
75	2 - flach	60	115	57,5	119	70	90	90	6000	100	1 : 1	EK	280.060.44.856



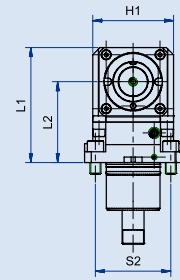
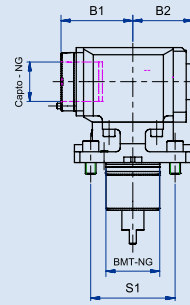

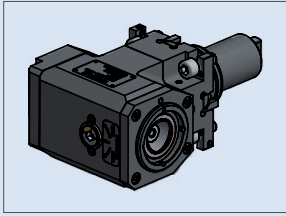
ab Seite 55.0

Polygon | Polygon | Polygone





BMT NG	Antriebs Typ Drive type Type d'entraînement	Polygon NG	B1	B2	H1	L1	S1	S2	n max. min-1	T max. Nm	Übersetzung Gear ratio Ratio d'engrenage	Kühlmittel Coolant Liquide de refroidissement	Bestell-Nr. Order No. No. de commande
55	2 - flach	C3	94	50	85	49	64	64	6000	50	1 : 1	EK	273.055.10.851
55	2 - flach	C3	94	50	85	49	64	64	6000	50	1 : 1	IK	273.055.10.856
65	2 - flach	C4	100	50	94	57	70	73	6000	70	1 : 1	EK	274.065.10.851
65	2 - flach	C4	100	50	94	57	70	73	6000	70	1 : 1	IK	274.065.10.856
75	2 - flach	C5	115	57,5	119	69	90	90	4500	100	1 : 1	EK	275.075.10.851
75	2 - flach	C5	115	57,5	119	69	90	90	4500	100	1 : 1	IK	275.075.10.856

Polygon | Polygon | Polygone



BMT NG	Antriebs Typ Drive type Type d'entraînement	Polygon NG	B1	B2	H1	L1	L2	S1	S2	n max. min-1	T max. Nm	Übersetzung Gear ratio Ratio d'engrenage	Kühlmittel Coolant Liquide de refroidissement	Bestell-Nr. Order No. No. de commande
55	2 - flach	C3	42	44	85	98,5	60	64	64	8000	30	1 : 1	EK	273.255.10.851-60
55	2 - flach	C3	42	67,5	85	98,5	60	64	64	8000	30	1 : 1	IK	273.255.10.856-60
55	2 - flach	C3	42	44	85	108,5	70	64	64	8000	30	1 : 1	EK	273.255.10.851-70
55	2 - flach	C3	42	67,5	85	108,5	70	64	64	8000	30	1 : 1	IK	273.255.10.856-70
55	2 - flach	C3	42	44	85	123,5	85	64	64	8000	30	1 : 1	EK	273.255.10.851-85
55	2 - flach	C3	42	67,5	85	123,5	85	64	64	8000	30	1 : 1	IK	273.255.10.856-85
65	2 - flach	C4	52	54	94	114,5	72	70	73	6000	70	1 : 1	EK	274.265.10.851-72
65	2 - flach	C4	52	60,5	94	114,5	72	70	73	6000	70	1 : 1	IK	274.265.10.856-72
65	2 - flach	C4	52	54	94	127,5	85	70	73	6000	70	1 : 1	EK	274.265.10.851-85
65	2 - flach	C4	52	60,5	94	127,5	85	70	73	6000	70	1 : 1	IK	274.265.10.856-85
65	2 - flach	C4	52	54	94	138	100	70	73	6000	70	1 : 1	EK	274.265.10.851-100
65	2 - flach	C4	52	60,5	94	138	100	70	73	6000	70	1 : 1	IK	274.265.10.856-100
75	2 - flach	C5	60	61	112	140	90	90	90	4500	150	1 : 1	EK	275.275.10.851
75	2 - flach	C5	60	67,5	112	140	90	90	90	4500	150	1 : 1	IK	275.275.10.856





EMAG BMT

Axial | Radial | Desaxial | Radial zurückgesetzt | Winkelverstellbar

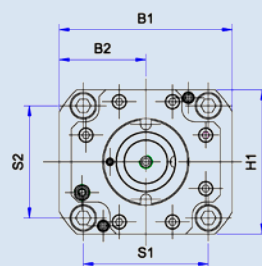
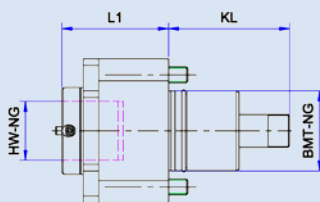

Axial | Radial | Desaxial | Radial reset | Angle adjustable

Axial / Radial / Désaxial / Radial remis à zéro / Angle réglable

EMAG BMT Axial- Bohr- und Fräskopf

EMAG BMT Axial drilling and milling head | EMAG BMT Tête de perçage-fraisage axial

HW-Wechselsystem | HW changing system | HW système de changement



BMT NG	Antriebs Typ Drive type Type d'entraînement	HW NG	B1	B2	H1	L1	S1	S2	KL	n max. min-1	T max. Nm	Übersetzung Gear ratio Ratio d'engrenage	Kühlmittel Coolant Liquide de refroidissement	Bestell-Nr. Order No. No. de commande
55	EMAG	44	95	47,5	86	75	64	64	100	6000	80	1 : 1	EK	280.055.44.881
55	EMAG	44	95	47,5	86	75	64	64	100	6000	80	1 : 1	IK	280.055.44.886
55	EMAG	44	95	47,5	86	75	64	64	83	6000	80	1 : 1	EK	280.055.44.891
55	EMAG	44	95	47,5	86	75	64	64	83	6000	80	1 : 1	IK	280.055.44.896
65	EMAG	44	98	49	98	75	73	70	140	6000	100	1 : 1	EK	280.065.44.881
65	EMAG	44	98	49	98	75	73	70	140	6000	100	1 : 1	IK	280.065.44.886
65	EMAG	44	98	49	98	75	73	70	110	6000	100	1 : 1	EK	280.065.44.891
65	EMAG	44	98	49	98	75	73	70	110	6000	100	1 : 1	IK	280.065.44.896
75	EMAG	44	115	57,5	115	75	90	90	115	6000	100	1 : 1	EK	280.075.44.891
75	EMAG	44	115	57,5	115	75	90	90	115	6000	100	1 : 1	IK	280.075.44.896

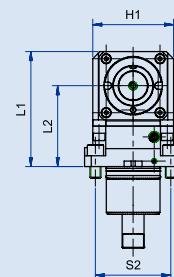
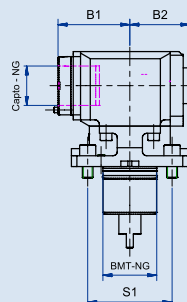
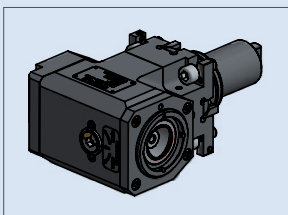


ab Seite 55.0

EMAG BMT Radial- Bohr- und Fräskopf

EMAG BMT Radial drilling and milling head | EMAG BMT Tête de perçage-fraisage radial


HW-Wechselsystem | HW changing system | HW système de changement




BMT NG	Antriebs Typ Drive type Type d'entraînement	HW NG	B1	B2	H1	L1	L2	S1	S2	n max. min-1	T max. Nm	Übersetzung Gear ratio Ratio d'engrenage	Kühlmittel Coolant Liquide de refroidissement	Bestell-Nr. Order No. No. de commande	KL
55	EMAG	44	80	67	90	125	85	64	64	6000	45	1 : 1	EK	280.255.44.881	100
55	EMAG	44	80	78	90	125	85	64	64	6000	45	1 : 1	IK	280.255.44.886	100
55	EMAG	44	80	67	90	125	85	64	64	6000	45	1 : 1	EK	280.255.44.891	83
55	EMAG	44	80	78	90	125	85	64	64	6000	45	1 : 1	IK	280.255.44.896	83
55	EMAG	44	80	67	90	125	85	64	64	6000	54	1,5 : 1	EK	280.255.44.893	100
55	EMAG	44	80	78	90	125	85	64	64	6000	54	1,5 : 1	IK	280.255.44.898	100
65	EMAG	44	80	67	90	170	130	70	73	6000	80	1 : 1	EK	280.265.44.881	140
65	EMAG	44	80	78	90	170	130	70	73	6000	80	1 : 1	IK	280.265.44.886	140
65	EMAG	44	80	67	90	125	85	70	73	6000	80	1 : 1	EK	280.265.44.891	140
65	EMAG	44	80	78	90	125	85	70	73	6000	80	1 : 1	IK	280.255.44.896	140
65	EMAG	44	80	67	90	170	130	70	73	6000	80	1,5 : 1	EK	280.265.44.893	140
65	EMAG	44	80	78	90	170	130	70	73	6000	80	1,5 : 1	IK	280.265.44.898	140
75	EMAG	44	80	67	105	125	85	90	90	6000	100	1 : 1	EK	280.275.44.891	115
75	EMAG	44	80	78	105	125	85	90	90	6000	100	1 : 1	IK	280.275.44.896	115



ab Seite 55.0





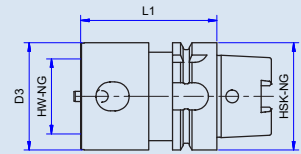
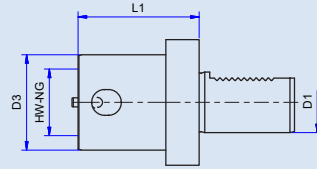


ZUBEHÖR

Equipment | Accessoires

Zubehör Einstell-Adapter

Accessory adjustment adapter | Accessoires adaptateur de réglage

Zur Voreinstellung HW-Wechseleinsätze | For presetting the HW-change-over contacts | Pour préréglager les adaptateurs HW-changement
 Als Montagehilfe beim Werkzeugwechsel | Used as a tool for changing | A titre d'aide au montage en cas de changement d'outils



D1	HSK NG		HW NG			D3	L1					A-Nr.	Bestell-Nr. Order No. No. de commande
40			16			33	80						180.040.16.080
40			24			35	80						180.040.24.080
40			34			54	80					A5627	180.040.34.080
40			44			63	80					A5494	180.040.44.080
50			44			63	80						180.050.44.080
-	63-A		16			33	80						650.163.16.080
-	63-A		24			35	80						650.163.24.080
-	63-A		34			35	80						650.163.34.080
-	63-A		44			35	80					A5493	650.163.44.080

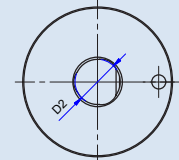
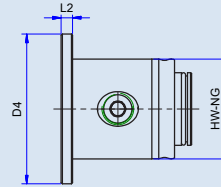

Weitere Ausführungen nach Kundenwunsch auf Anfrage | Further designs according to customer requirements on request | D'autres versions selon le client sur demande

DIN1835-Form B (Weldon) = 127.---.---.114 |

DIN1835-Form B (Weldon) = 127.---.---.114 | DIN1835-forme B (Weldon) = 127.---.---.114

DIN1835-Form B (Whistle Notch) = 127.---.---.113 |

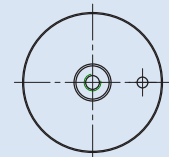
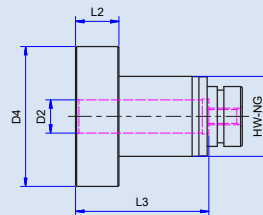

DIN1835-Form B (Whistle Notch) = 127.---.---.113 | DIN1835-forme B (Whistle Notch) = 127.---.---.113



HW NG	D4	L2	Spannung DIN Tension DIN Tension DIN	D2	D2	D2	D2	D2	D2	D2	D2	D2	D2	D2	D2	Bestell-Nr. Order No. No. de commande
16	34	3	1835-E	6	-	-	-	-	-	-	-	-	-	-	-	127.160.-.113
16	34	3	1835-B	6	-	-	-	-	-	-	-	-	-	-	-	127.160.-.114
24	37	3	1835-E	6	8	10	-	-	-	-	-	-	-	-	-	127.240.-.113
24	37	3	1835-B	6	8	10	-	-	-	-	-	-	-	-	-	127.240.-.114
24	37	6	1835-B	-	-	-	12	-	-	-	-	-	-	-	-	127.240.12.114
34	56	5	1835-E	6	8	10	12	14	16	18	20	-	-	-	-	127.340.-.113
34	56	5	1835-B	6	8	10	12	14	16	18	20	-	-	-	-	127.340.-.114
44	66	5	1835-E	6	8	10	12	14	16	18	20	-	-	-	-	127.440.-.113
44	66	15	1835-E	-	-	-	-	-	-	-	-	25	-	-	-	127.440.25.113
44	66	6	1835-B	6	8	10	12	14	16	18	20	25	-	-	-	127.440.-.114
60	92	10	1835-B	-	-	-	-	-	-	-	-	-	-	32	-	127.600.32.114

Weitere Ausführungen nach Kundenwunsch auf Anfrage | Further designs according to customer requirements on request | D'autres versions selon le client sur demande

Hydrodehnaufnahme = 127.-.---.---.115 | Hydrodegradation = 127.-.---.---.115 | Hydrodehnaufnahme = 127.-.---.---.115



HW NG	D2	D4	L2	L3	Bestell-Nr. Order No. No. de commande
24	6	42	13	36	127.240.06.115
24	8	42	13	36	127.240.08.115
24	10	42	13	40	127.240.10.115
44	20	66	15	52	127.440.20.115
60	20	92	15	52	127.600.20.115

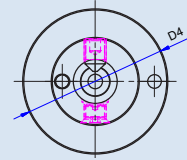
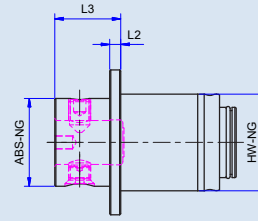

Weitere Ausführungen nach Kundenwunsch auf Anfrage | Further designs according to customer requirements on request | D'autres versions selon le client sur demande

Zubehör HW - Wechseleinsätze

Accessories HW - change - over inserts | Accessoires HW - adaptateurs de changement

ABS-NC-Aufnahme - Lizenz Komet - = 127.-.-.-.116 |

ABS NC recording - License comet - = 127.-.-.-.116 | ABS-NC-enregistrement - comète Stock - = 127.-.-.-.116

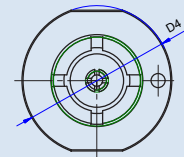
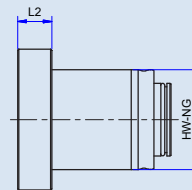



HW NG	ABS NG	D4	L2	L3	Bestell-Nr. Order No. No. de commande
44	40	66	5	30	127.440.40.116
44	50	66	5	30	127.440.50.116

Weitere Ausführungen nach Kundenwunsch auf Anfrage | Further designs according to customer requirements on request | D'autres versions selon le client sur demande

Spannzangenaufnahme DIN 6499 = 127.-.-.-.121 |

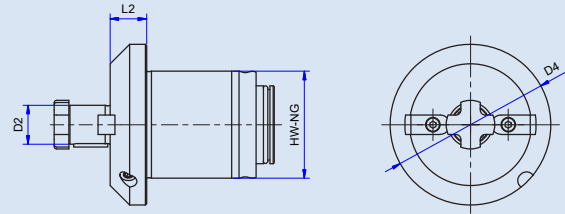
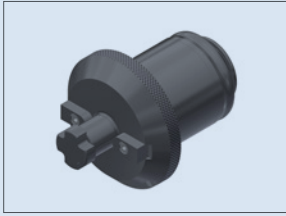
Clamping tool holder DIN 6499 = 127.-.-.-.121 | Porte Collet DIN 6499 = 127.-.-.-.121



HW NG	Spannung DIN Tension DIN Tension DIN	D4	L2	Bestell-Nr. Order No. No. de commande
16	ER11	34	9	127.160.07.121
24	ER16	37	13	127.240.10.121
34	ER16	56	5	127.340.10.121
34	ER20	56	15	127.340.13.121
34	ER25	56	15	127.340.16.121
44	ER16	66	5	127.440.10.121
44	ER20	66	5	127.440.13.121
44	ER25	66	5	127.440.16.121
44	ER32	66	15	127.440.20.121
44	ER32	66	34	127.440.20.122 1)
44	ER40	66	40	127.440.26.121 1)
60	ER40	92	50	127.600.26.122 1)

Fräseraufnahme = 127.-.-.-.125

Cutter mount = 127.-.-.-.125 | Weldon mandrin = 127.-.-.-.125

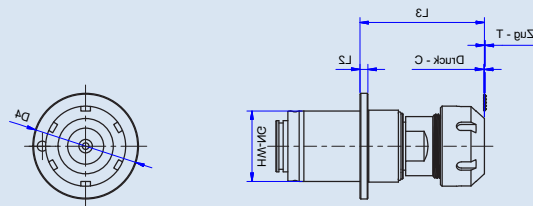


HW NG				D2	D4	L2							Bestell-Nr. Order No. No. de commande
34				16	66	15							127.340.16.125
44				13	66	15							127.440.13.125
44				16	66	15							127.440.16.125
44				22	66	15							127.440.22.125

Weitere Ausführungen nach Kundenwunsch auf Anfrage | Further designs according to customer requirements on request | D'autres versions selon le client sur demande


Spannzangenfutter Softsynchro - System Emuge = 127.-.-.-.801


Collet chuck Softsynchro - System Emuge = 127.-.-.-.801 | Pince de serrage Softsynchro - Système Emuge = 127.-.-.-.801




HW NG	Softsynchro NG Softsynchro NG	Gewinde NG Thread NG Fil NG	SZ NG		D4	L2	L3		C	T		Bestell-Nr. Order No. No. de commande
44	3	M4 - M20	ER32		66	5	78		0,5	0,5		127.440.20.801

Weitere Ausführungen nach Kundenwunsch auf Anfrage | Further designs according to customer requirements on request | D'autres versions selon le client sur demande







Impressum:

Layout/Satz/Abwicklung: © wurster medien · Werbeagentur für digitale Medien, Printmedien & Fotografie · Dornstetten · www.wurster-medien.de

Fotografie: Titel & Produkte © wurster medien · Fotolia.com: © Photocreo Bednarek, © cherezoff, © richterfoto

DE/GB/F_7.2017_5.1.1



Wir sind zertifiziert
nach DIN EN ISO 9001.

We are certified to
DIN EN ISO 9001.

